


Cyan Property
Suite 4 - 16 Gilbert Street, TORQUAY
VIC 3228 AUS
Ph: +61 (3) 5261 4122
Email: michael@cyanprojects.com.au

Suburb Statistics Report

Prepared on 02 Apr 2019

Michael Ferris
Mob: 0488 005 884
Ph: 0352614122
Email: mf@cyanproperty.com.au



Cyan Property
Suite 4 - 16 Gilbert Street, TORQUAY
VIC 3228 AUS
Ph: +61 (3) 5261 4122
Email: michael@cyanprojects.com.au

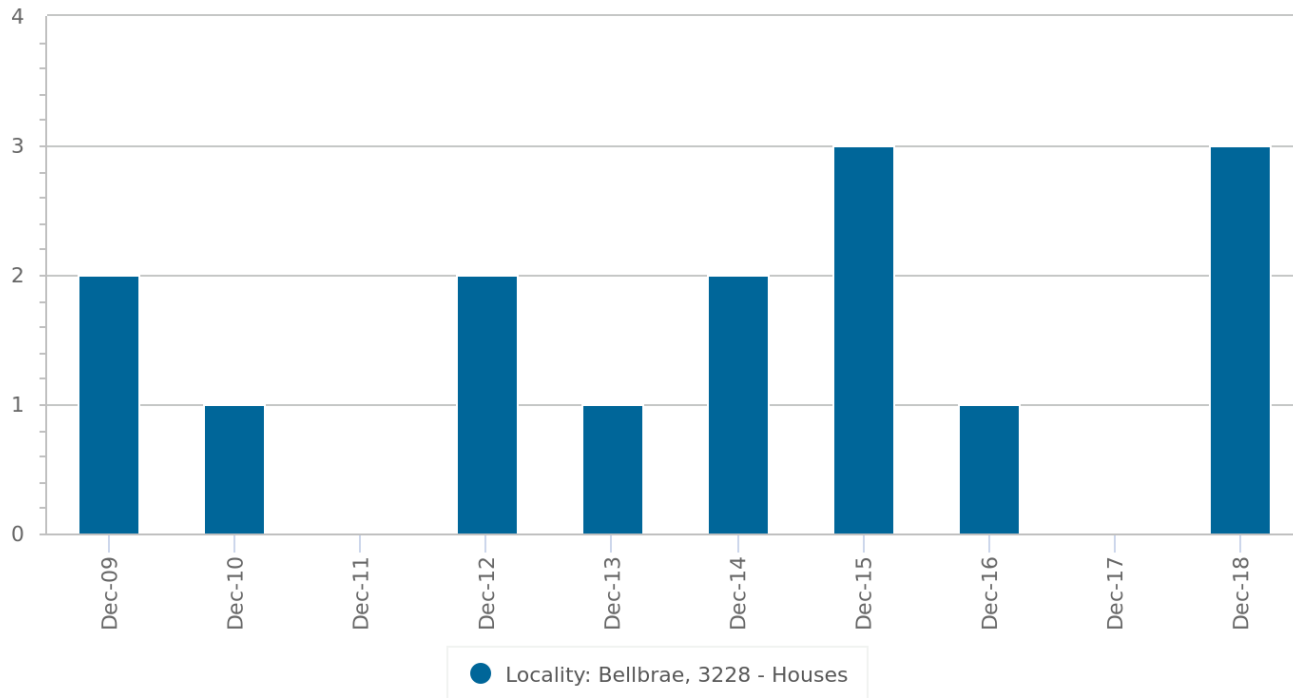
Sales Per Annum

Sales Per Annum (House)

Period Ending	Bellbrae Number
Dec 2018	3
Dec 2017	0
Dec 2016	1
Dec 2015	3
Dec 2014	2
Dec 2013	1
Dec 2012	2
Dec 2011	0
Dec 2010	1
Dec 2009	2

Statistics are calculated over a rolling 12 month period

Sales Per Annum (House)



Statistics are calculated over a rolling 12 month period



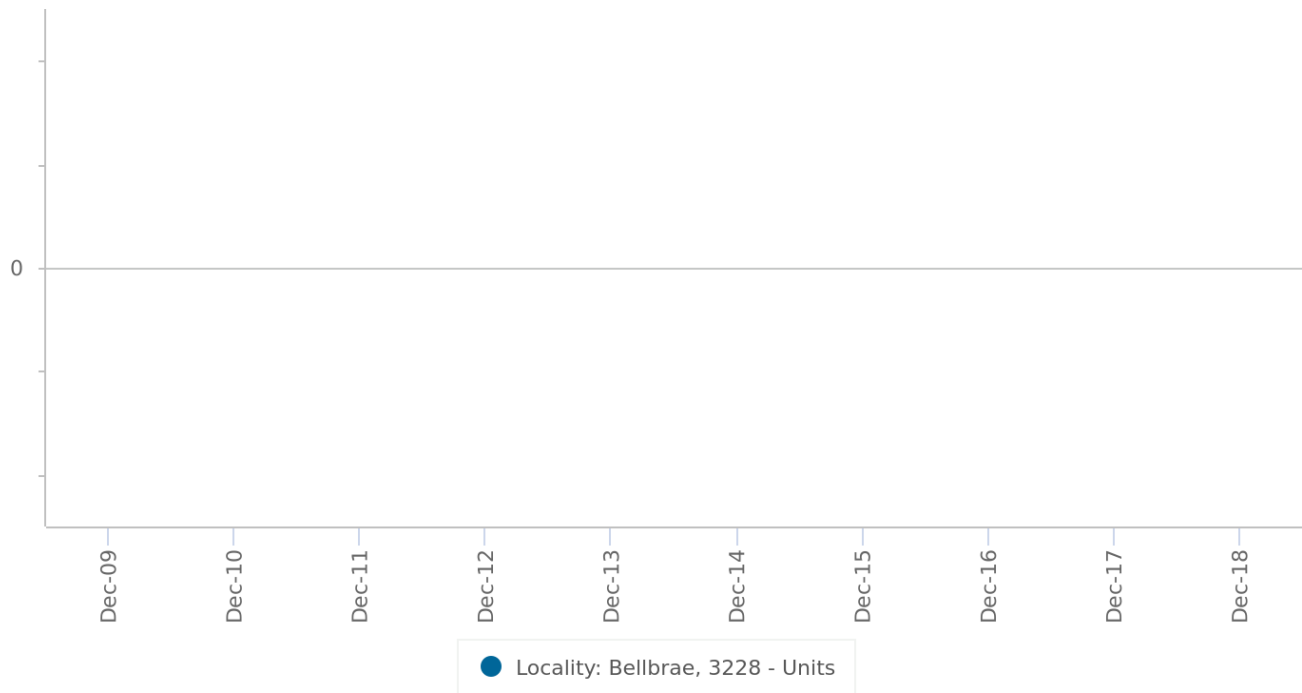
Cyan Property
Suite 4 - 16 Gilbert Street, TORQUAY
VIC 3228 AUS
Ph: +61 (3) 5261 4122
Email: michael@cyanprojects.com.au

Sales Per Annum (Unit)


Period Ending	Bellbrae Number
Dec 2018	0
Dec 2017	0
Dec 2016	0
Dec 2015	0
Dec 2014	0
Dec 2013	0
Dec 2012	0
Dec 2011	0
Dec 2010	0
Dec 2009	0

Statistics are calculated over a rolling 12 month period

Sales Per Annum (Unit)



Statistics are calculated over a rolling 12 month period

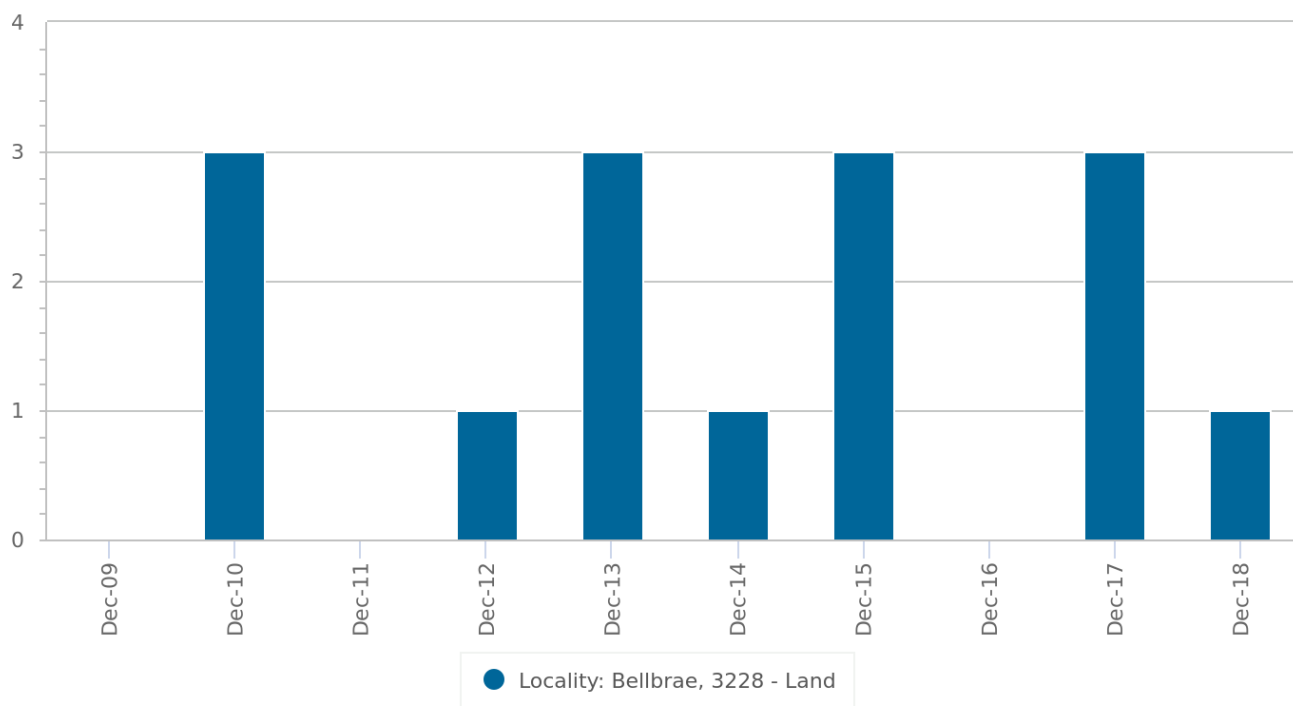


Sales Per Annum (Land)


Period Ending	Bellbrae Number
Dec 2018	1
Dec 2017	3
Dec 2016	0
Dec 2015	3
Dec 2014	1
Dec 2013	3
Dec 2012	1
Dec 2011	0
Dec 2010	3
Dec 2009	0

Statistics are calculated over a rolling 12 month period

Sales Per Annum (Land)



Statistics are calculated over a rolling 12 month period



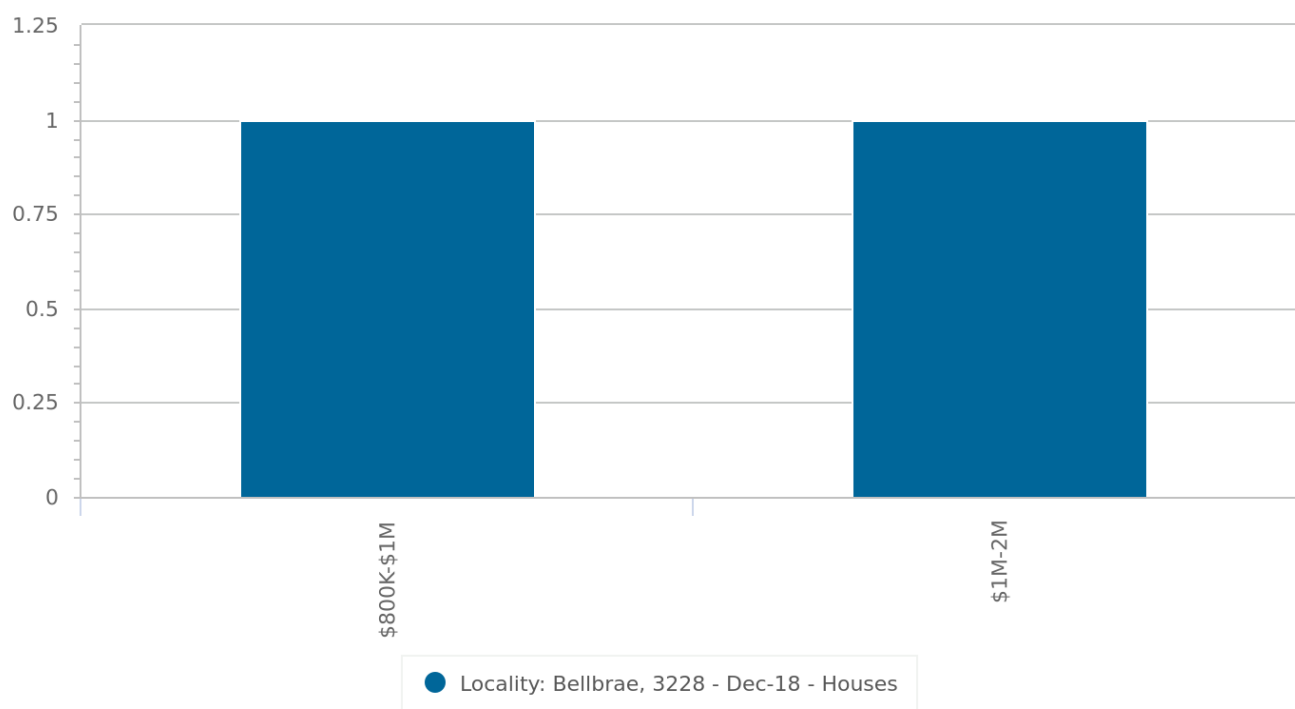
Sales By Price

Sales By Price - 12 months (House)

Price	Bellbrae	
	Number	
\$800K-\$1M	1	
\$1M-\$2M	1	

Statistics are calculated over a rolling 12 month period

Sales By Price - 12 months (House)



Statistics are calculated over a rolling 12 month period

Sales By Price - 12 months (Unit)

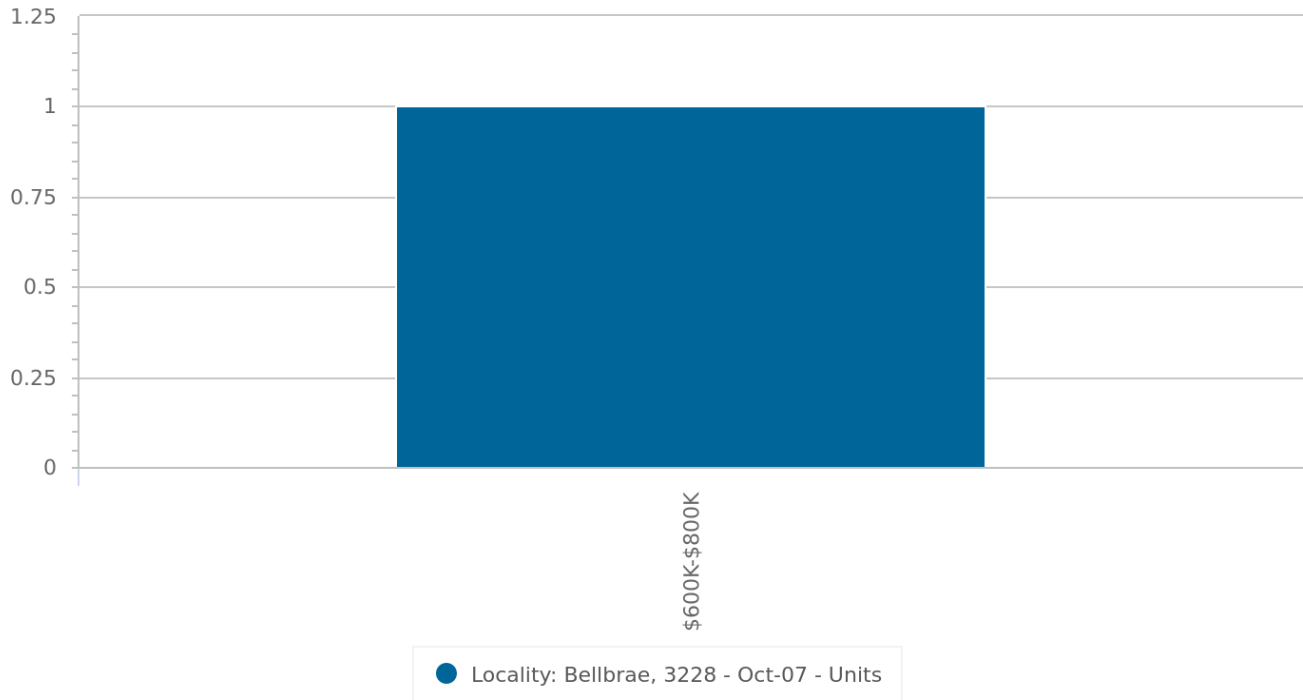
Price	Bellbrae	
	Number	
\$600K-\$800K	1	

Statistics are calculated over a rolling 12 month period



Cyan Property
Suite 4 - 16 Gilbert Street, TORQUAY
VIC 3228 AUS
Ph: +61 (3) 5261 4122
Email: michael@cyanprojects.com.au

Sales By Price - 12 months (Unit)



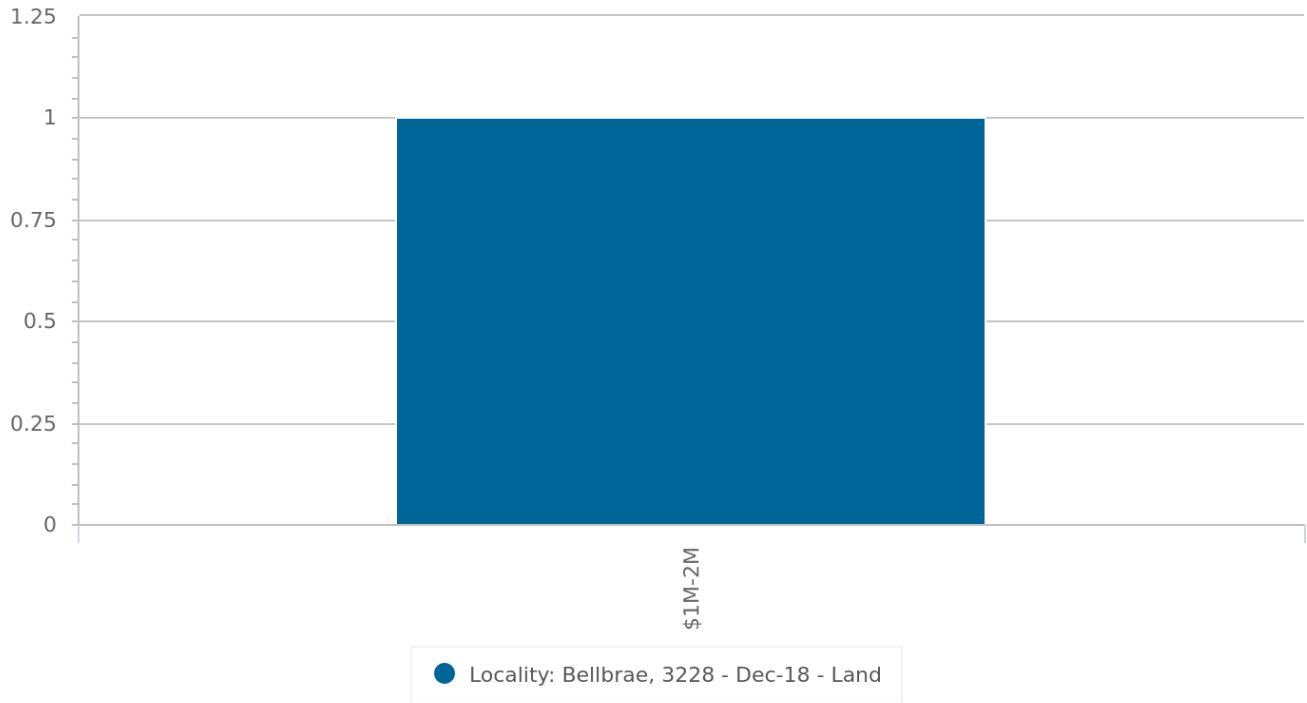
Statistics are calculated over a rolling 12 month period

Sales By Price - 12 months (Land)

Price	Bellbrae
	Number
\$1M-\$2M	1

Statistics are calculated over a rolling 12 month period

Sales By Price - 12 months (Land)



Statistics are calculated over a rolling 12 month period



Change in Median Price

Change in Median Price (House)

Period	Bellbrae	Surf Coast
	% Change	% Change
Dec 2018	0%	9.87%
Dec 2017	0%	12.59%
Dec 2016	0%	8%
Dec 2015	0%	5.04%
Dec 2014	0%	2.01%
Dec 2013	0%	2.32%
Dec 2012	0%	-1.34%
Dec 2011	0%	5.05%
Dec 2010	0%	13.4%
Dec 2009	0%	2.11%

Statistics are calculated over a rolling 12 month period

Change in Median Price (Unit)

Period	Bellbrae	Surf Coast
	% Change	% Change
Dec 2018	0%	13.21%
Dec 2017	0%	3.47%
Dec 2016	0%	5.08%
Dec 2015	0%	-2.99%
Dec 2014	0%	14.53%
Dec 2013	0%	-3.04%
Dec 2012	0%	-8.12%
Dec 2011	0%	4.79%
Dec 2010	0%	5.03%
Dec 2009	0%	-0.28%

Statistics are calculated over a rolling 12 month period



Cyan Property
Suite 4 - 16 Gilbert Street, TORQUAY
VIC 3228 AUS
Ph: +61 (3) 5261 4122
Email: michael@cyanprojects.com.au

Change in Median Price (Land)

Period	Bellbrae % Change	Surf Coast % Change
Dec 2018	0%	45.63%
Dec 2017	0%	7.29%
Dec 2016	0%	12.94%
Dec 2015	0%	2%
Dec 2014	0%	-3.29%
Dec 2013	0%	-0.58%
Dec 2012	0%	-15.58%
Dec 2011	0%	24.44%
Dec 2010	0%	15.12%
Dec 2009	0%	0.94%

Statistics are calculated over a rolling 12 month period



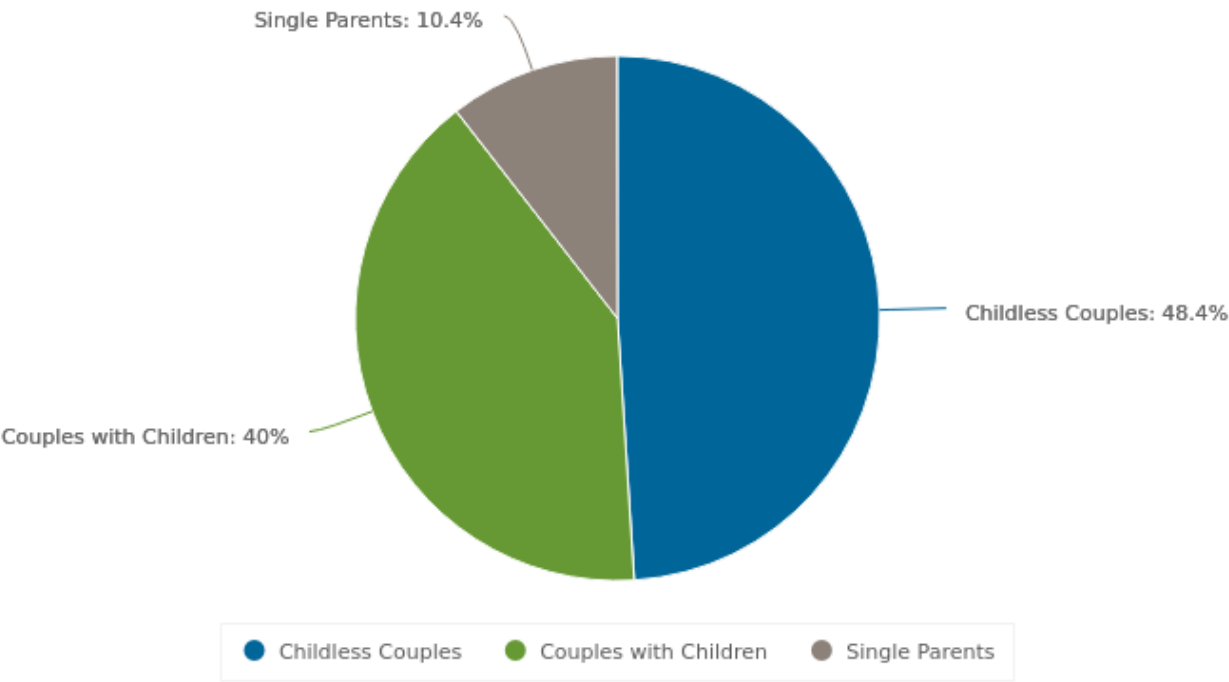
Household

Household Structure

Type	Percent
Childless Couples	48.4
Couples with Children	40.0
Single Parents	10.4

Statistics are provided by the Australian Bureau of Statistics (ABS)

Household Structure



Statistics are provided by the Australian Bureau of Statistics (ABS)

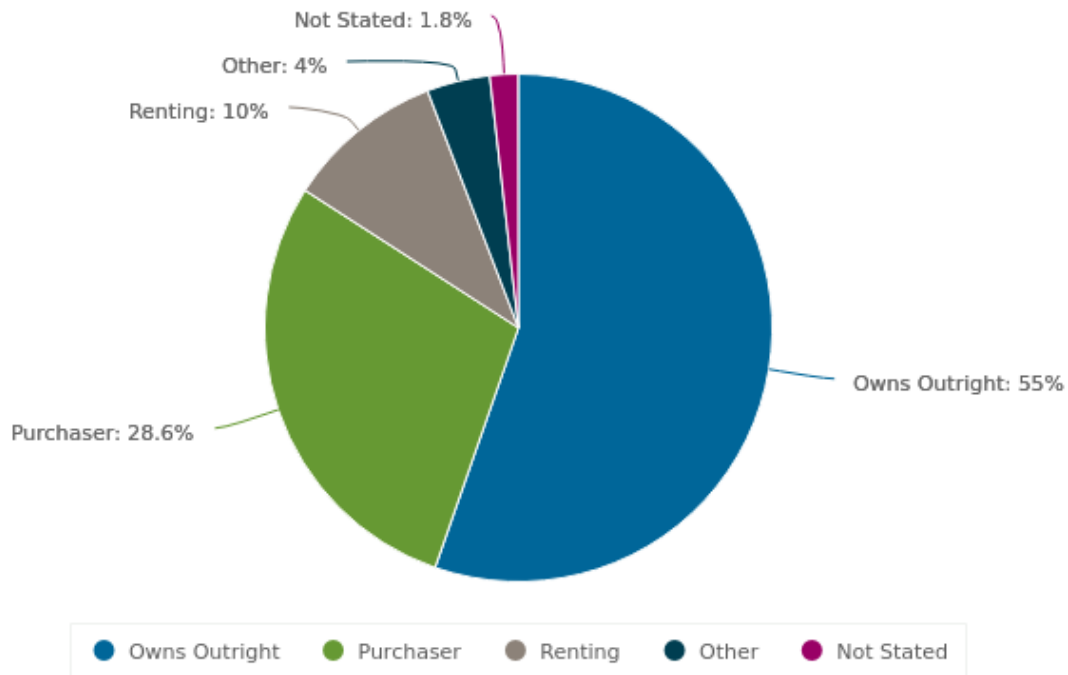


Household Occupancy

Type	Percent
Owns Outright	55.0
Purchaser	28.6
Renting	10.0
Other	4.0
Not Stated	1.8

Statistics are provided by the Australian Bureau of Statistics (ABS)

Household Occupancy



Statistics are provided by the Australian Bureau of Statistics (ABS)

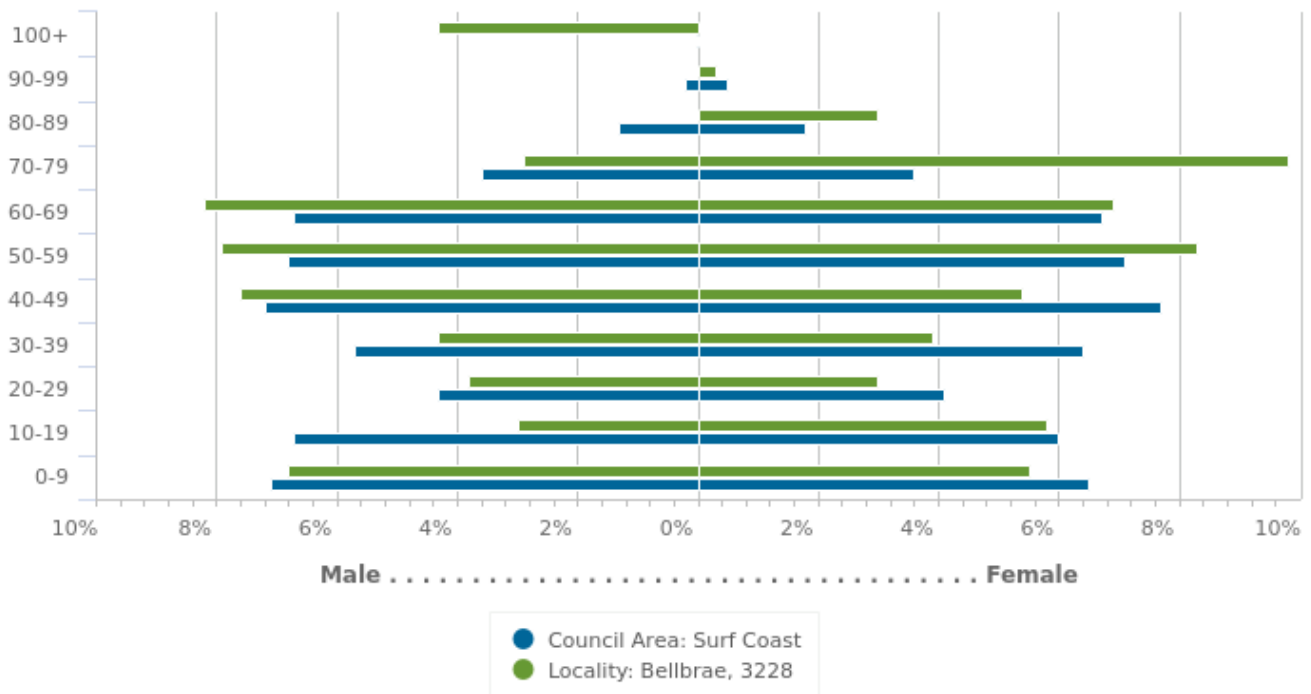
Age Sex Ratio

Age Sex Ratio

Age Group	Bellbrae		Surf Coast	
	Male %	Female %	Male %	Female %
0-9	4.3	5.5	7.1	6.5
10-19	6.8	5.8	6.7	6.0
20-29	3.0	3.0	4.3	4.1
30-39	3.8	3.9	5.7	6.4
40-49	4.3	5.4	7.2	7.7
50-59	7.6	8.3	6.8	7.1
60-69	7.9	6.9	6.7	6.7
70-79	8.2	9.8	3.6	3.6
80-89	2.9	3.0	1.3	1.8
90-99	n/a	0.3	0.2	0.5
100+	n/a	n/a	n/a	0.0

Statistics are provided by the Australian Bureau of Statistics (ABS)

Age Sex Ratio



Statistics are provided by the Australian Bureau of Statistics (ABS)

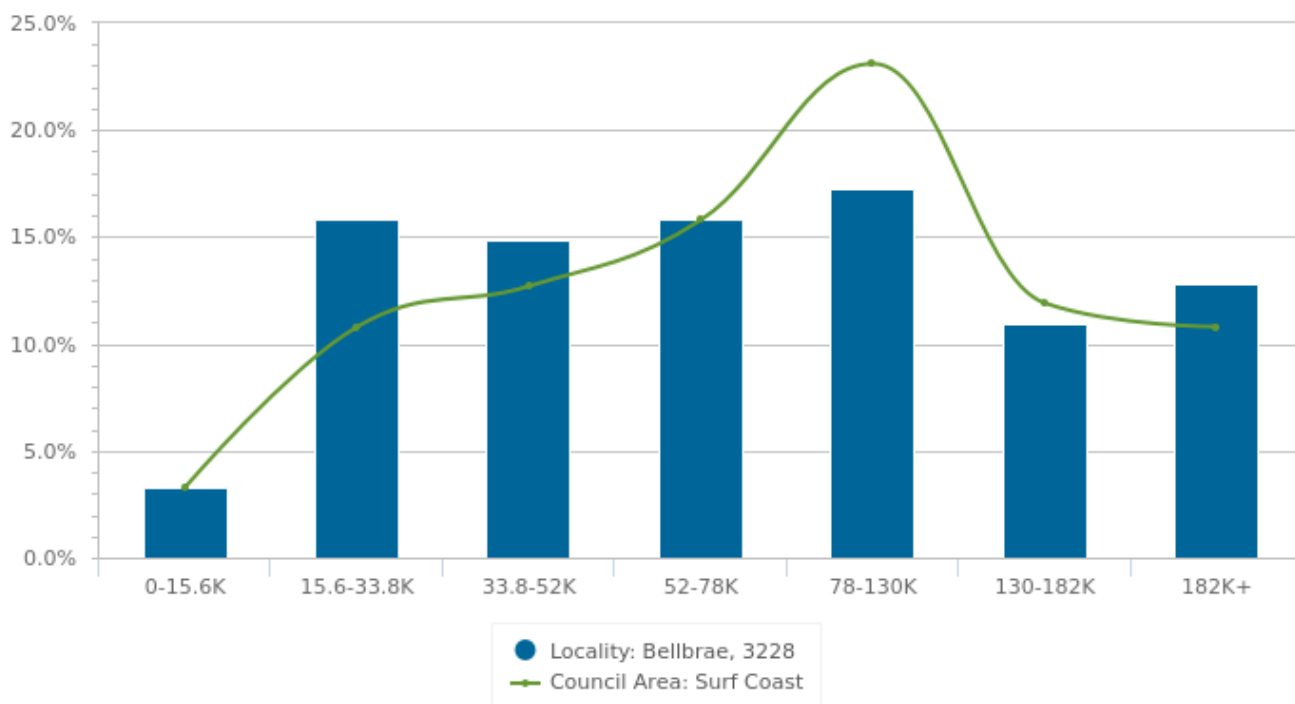
Household Income

Household Income

Income Range	Bellbrae %	Surf Coast %
0-15.6K	3.3	3.3
15.6-33.8K	15.8	10.8
33.8-52K	14.9	12.7
52-78K	15.8	15.8
78-130K	17.3	23.1
130-182K	10.9	11.9
182K+	12.8	10.8

Statistics are provided by the Australian Bureau of Statistics (ABS)

Household Income



Statistics are provided by the Australian Bureau of Statistics (ABS)



Cyan Property
Suite 4 - 16 Gilbert Street, TORQUAY
VIC 3228 AUS
Ph: +61 (3) 5261 4122
Email: michael@cyanprojects.com.au

Disclaimer

Whilst all reasonable effort is made to ensure the information in this publication is current, CoreLogic does not warrant the accuracy or completeness of the data and information contained in this publication and to the full extent not prohibited by law excludes all for any loss or damage arising in connection with the data and information contained in this publication.

The State of Victoria owns the copyright in the Property Sales Data and reproduction of that data in any way without the consent of the State of Victoria will constitute a breach of the Copyright Act 1968 (Cth). The State of Victoria does not warrant the accuracy or completeness of the Property Sales Data and any person using or relying upon such information does so on the basis that the State of Victoria accepts no responsibility or liability whatsoever for any errors, faults, defects or omissions in the information supplied.