



Cyan Property
Suite 4 - 16 Gilbert Street, TORQUAY
VIC 3228 AUS
Ph: +61 (3) 5261 4122
Email: michael@cyanprojects.com.au

Suburb Statistics Report

Prepared on 02 Apr 2019

Michael Ferris
Mob: 0488 005 884
Ph: 0352614122
Email: mf@cyanproperty.com.au



Cyan Property
Suite 4 - 16 Gilbert Street, TORQUAY
VIC 3228 AUS
Ph: +61 (3) 5261 4122
Email: michael@cyanprojects.com.au

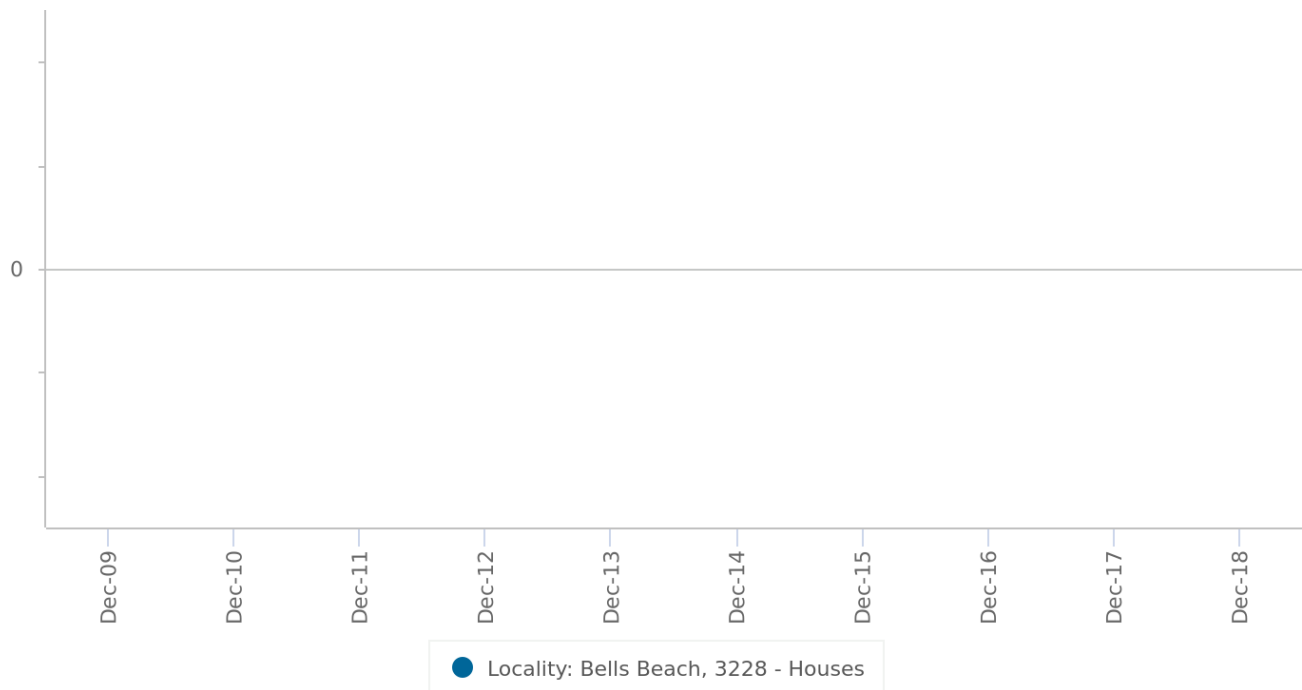
Sales Per Annum

Sales Per Annum (House)

Period Ending	Bells Beach
	Number
Dec 2018	0
Dec 2017	0
Dec 2016	0
Dec 2015	0
Dec 2014	0
Dec 2013	0
Dec 2012	0
Dec 2011	0
Dec 2010	0
Dec 2009	0

Statistics are calculated over a rolling 12 month period

Sales Per Annum (House)



Statistics are calculated over a rolling 12 month period



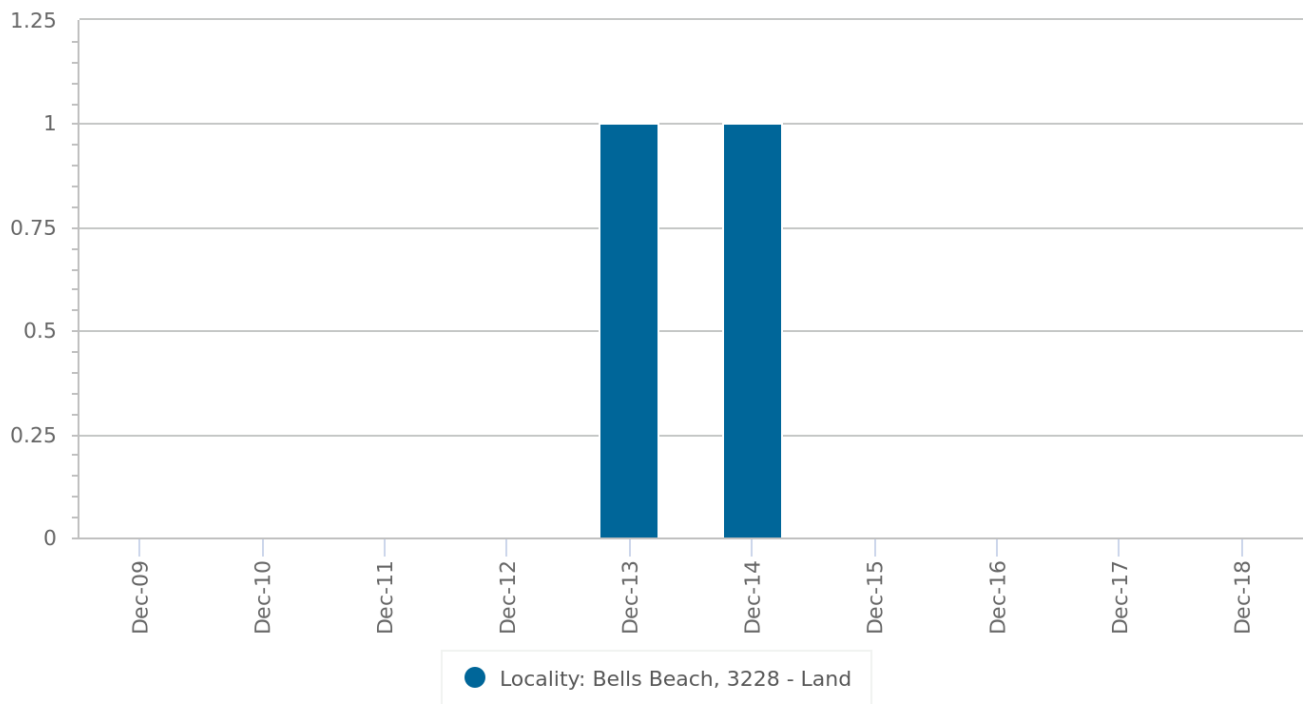
Cyan Property
Suite 4 - 16 Gilbert Street, TORQUAY
VIC 3228 AUS
Ph: +61 (3) 5261 4122
Email: michael@cyanprojects.com.au

Sales Per Annum (Land)


Period Ending	Bells Beach Number
Dec 2018	0
Dec 2017	0
Dec 2016	0
Dec 2015	0
Dec 2014	1
Dec 2013	1
Dec 2012	0
Dec 2011	0
Dec 2010	0
Dec 2009	0

Statistics are calculated over a rolling 12 month period

Sales Per Annum (Land)



Statistics are calculated over a rolling 12 month period



Cyan Property
Suite 4 - 16 Gilbert Street, TORQUAY
VIC 3228 AUS
Ph: +61 (3) 5261 4122
Email: michael@cyanprojects.com.au

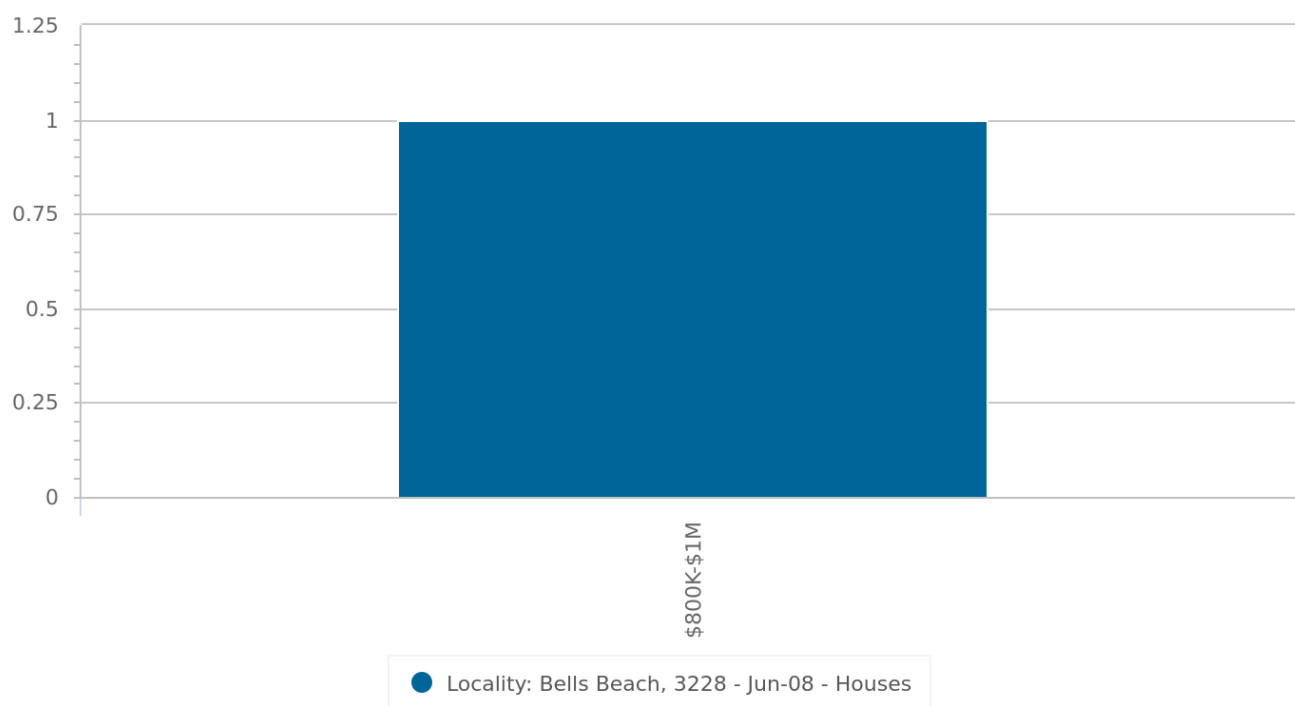
Sales By Price

Sales By Price - 12 months (House)

Price	Bells Beach
	Number
\$800K-\$1M	1

Statistics are calculated over a rolling 12 month period

Sales By Price - 12 months (House)



Statistics are calculated over a rolling 12 month period

Sales By Price - 12 months (Land)

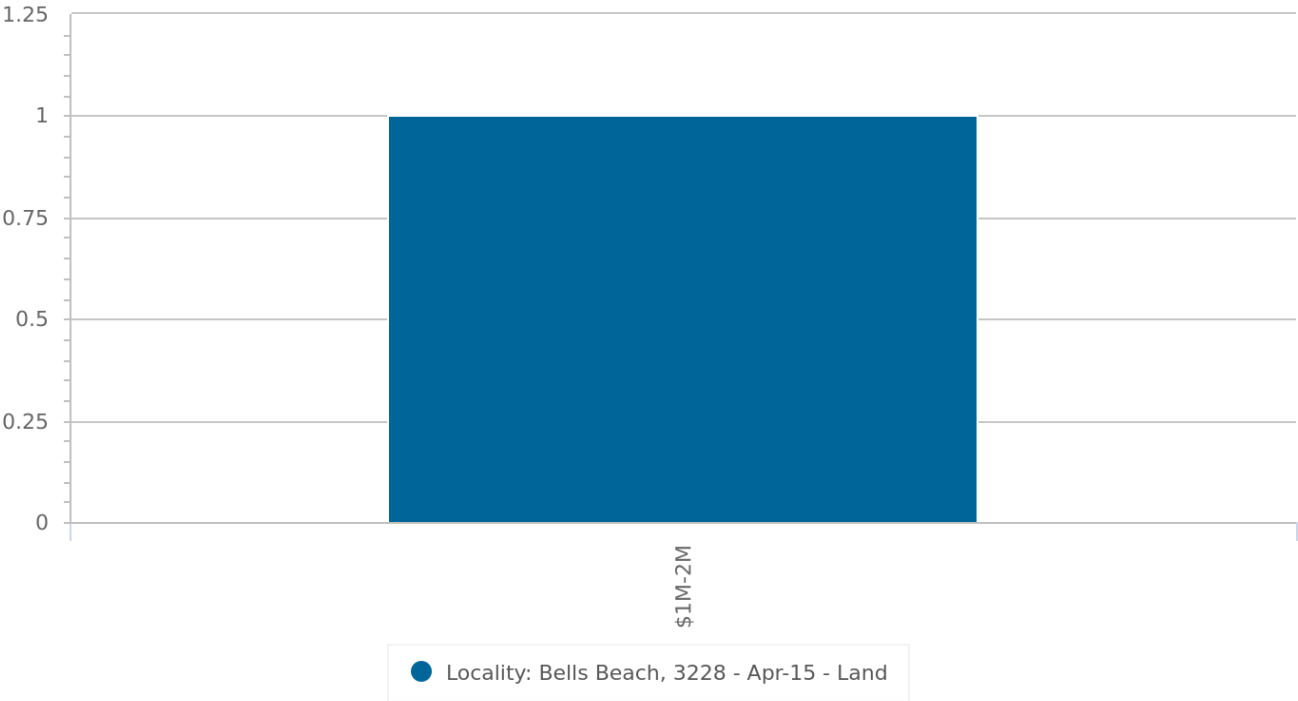
Price	Bells Beach
	Number
\$1M-\$2M	1

Statistics are calculated over a rolling 12 month period



Cyan Property
Suite 4 - 16 Gilbert Street, TORQUAY
VIC 3228 AUS
Ph: +61 (3) 5261 4122
Email: michael@cyanprojects.com.au

Sales By Price - 12 months (Land)



Statistics are calculated over a rolling 12 month period



Change in Median Price

Change in Median Price (House)

Period	Bells Beach	Surf Coast
	% Change	% Change
Dec 2018	0%	9.87%
Dec 2017	0%	12.59%
Dec 2016	0%	8%
Dec 2015	0%	5.04%
Dec 2014	0%	2.01%
Dec 2013	0%	2.32%
Dec 2012	0%	-1.34%
Dec 2011	0%	5.05%
Dec 2010	0%	13.4%
Dec 2009	0%	2.11%

Statistics are calculated over a rolling 12 month period

Change in Median Price (Unit)

Period	Bells Beach	Surf Coast
	% Change	% Change
Dec 2018	0%	13.21%
Dec 2017	0%	3.47%
Dec 2016	0%	5.08%
Dec 2015	0%	-2.99%
Dec 2014	0%	14.53%
Dec 2013	0%	-3.04%
Dec 2012	0%	-8.12%
Dec 2011	0%	4.79%
Dec 2010	0%	5.03%
Dec 2009	0%	-0.28%

Statistics are calculated over a rolling 12 month period



Cyan Property
Suite 4 - 16 Gilbert Street, TORQUAY
VIC 3228 AUS
Ph: +61 (3) 5261 4122
Email: michael@cyanprojects.com.au

Change in Median Price (Land)

Period	Bells Beach	Surf Coast
	% Change	% Change
Dec 2018	0%	45.63%
Dec 2017	0%	7.29%
Dec 2016	0%	12.94%
Dec 2015	0%	2%
Dec 2014	0%	-3.29%
Dec 2013	0%	-0.58%
Dec 2012	0%	-15.58%
Dec 2011	0%	24.44%
Dec 2010	0%	15.12%
Dec 2009	0%	0.94%

Statistics are calculated over a rolling 12 month period



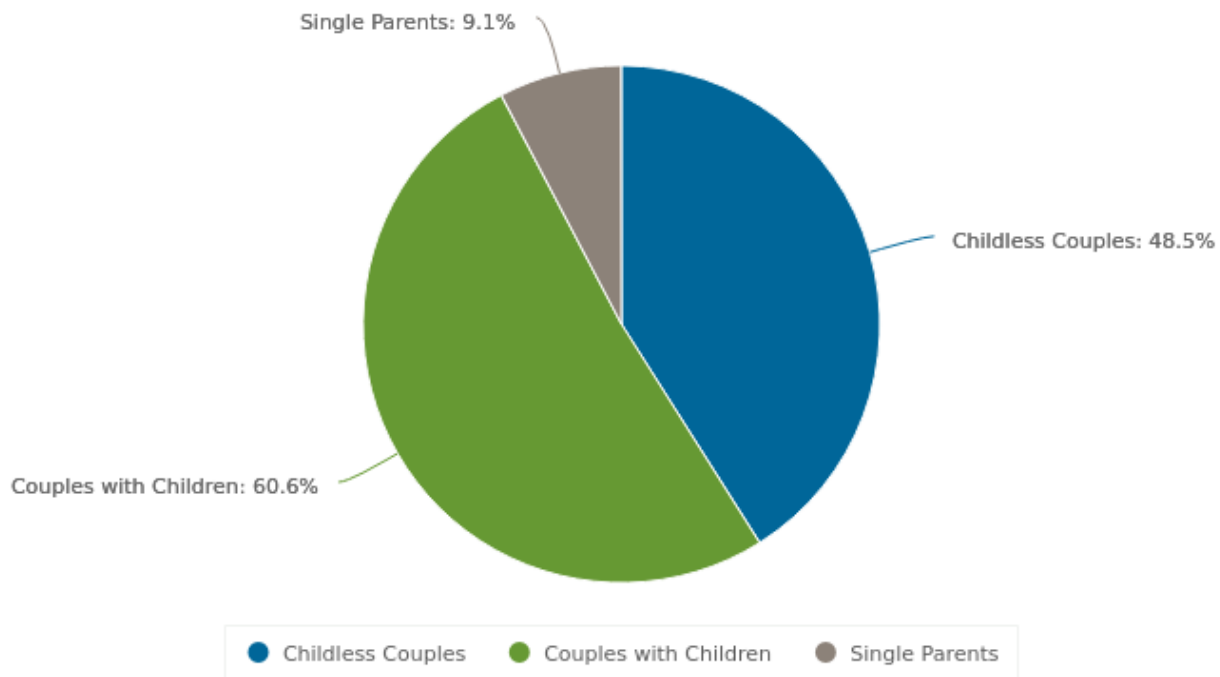
Household

Household Structure

Type	Percent
Couples with Children	60.6
Childless Couples	48.5
Single Parents	9.1

Statistics are provided by the Australian Bureau of Statistics (ABS)

Household Structure



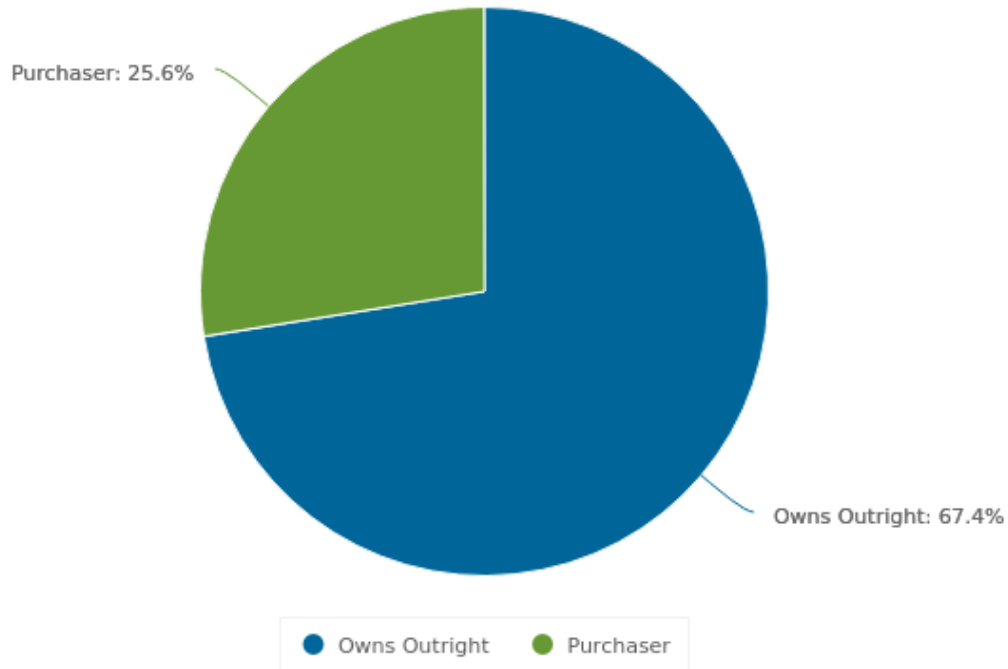
Statistics are provided by the Australian Bureau of Statistics (ABS)

Household Occupancy


Type	Percent
Owns Outright	67.4
Purchaser	25.6

Statistics are provided by the Australian Bureau of Statistics (ABS)

Household Occupancy



Statistics are provided by the Australian Bureau of Statistics (ABS)



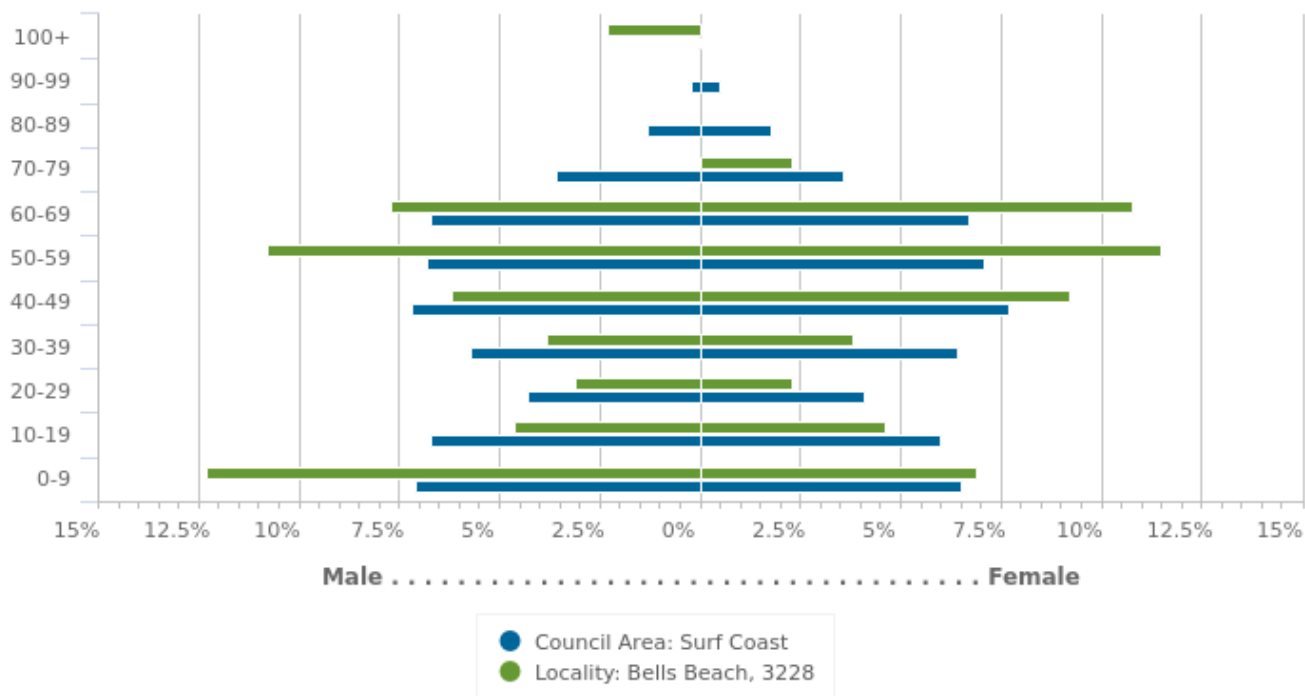
Age Sex Ratio

Age Sex Ratio

Age Group	Bells Beach		Surf Coast	
	Male %	Female %	Male %	Female %
0-9	2.3	6.9	7.1	6.5
10-19	12.3	4.6	6.7	6.0
20-29	4.6	2.3	4.3	4.1
30-39	3.1	3.8	5.7	6.4
40-49	3.8	9.2	7.2	7.7
50-59	6.2	11.5	6.8	7.1
60-69	10.8	10.8	6.7	6.7
70-79	7.7	2.3	3.6	3.6
80-89	n/a	n/a	1.3	1.8
90-99	n/a	n/a	0.2	0.5
100+	n/a	n/a	n/a	0.0

Statistics are provided by the Australian Bureau of Statistics (ABS)

Age Sex Ratio



Statistics are provided by the Australian Bureau of Statistics (ABS)

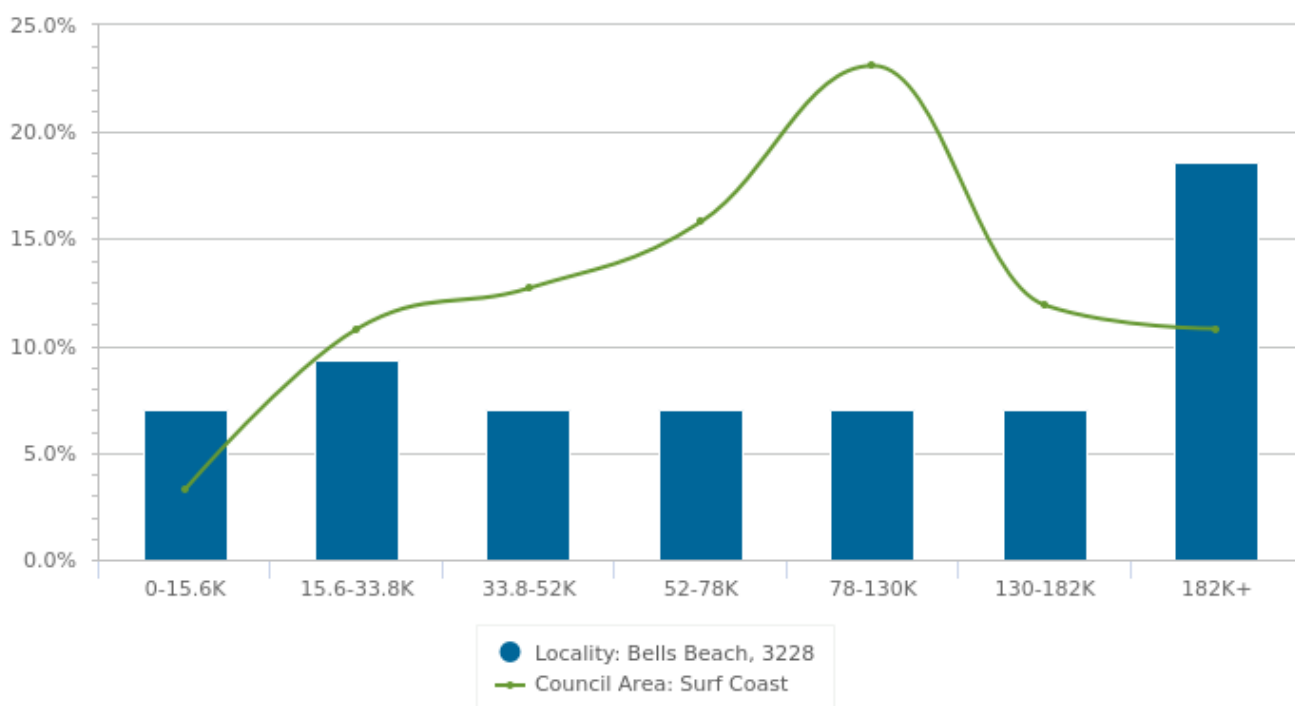
Household Income

Household Income

Income Range	Bells Beach %	Surf Coast %
0-15.6K	7.0	3.3
15.6-33.8K	9.3	10.8
33.8-52K	7.0	12.7
52-78K	7.0	15.8
78-130K	7.0	23.1
130-182K	7.0	11.9
182K+	18.6	10.8

Statistics are provided by the Australian Bureau of Statistics (ABS)

Household Income



Statistics are provided by the Australian Bureau of Statistics (ABS)



Cyan Property
Suite 4 - 16 Gilbert Street, TORQUAY
VIC 3228 AUS
Ph: +61 (3) 5261 4122
Email: michael@cyanprojects.com.au

Disclaimer

Whilst all reasonable effort is made to ensure the information in this publication is current, CoreLogic does not warrant the accuracy or completeness of the data and information contained in this publication and to the full extent not prohibited by law excludes all for any loss or damage arising in connection with the data and information contained in this publication.

The State of Victoria owns the copyright in the Property Sales Data and reproduction of that data in any way without the consent of the State of Victoria will constitute a breach of the Copyright Act 1968 (Cth). The State of Victoria does not warrant the accuracy or completeness of the Property Sales Data and any person using or relying upon such information does so on the basis that the State of Victoria accepts no responsibility or liability whatsoever for any errors, faults, defects or omissions in the information supplied.