

Cyan Property  
Suite 4 - 16 Gilbert Street, TORQUAY  
VIC 3228 AUS  
Ph: +61 (3) 5261 4122  
Email: michael@cyanprojects.com.au

---

# Suburb Statistics Report

Prepared on 02 Apr 2019

Michael Ferris  
Mob: 0488 005 884  
Ph: 0352614122  
Email: mf@cyanproperty.com.au



Cyan Property  
Suite 4 - 16 Gilbert Street, TORQUAY  
VIC 3228 AUS  
Ph: +61 (3) 5261 4122  
Email: michael@cyanprojects.com.au

## Area Profile

The size of Jan Juc is approximately 6.2 square kilometres.

It has 4 parks covering nearly 2.1% of total area.

The population of Jan Juc in 2011 was 3,521 people.

By 2016 the population was 3,686 showing a population growth of 4.7% in the area during that time.

The predominant age group in Jan Juc is 40-49 years.

Households in Jan Juc are primarily couples with children and are likely to be repaying \$1800 - \$2399 per month on mortgage repayments.

In general, people in Jan Juc work in a professional occupation.

In 2011, 73.1% of the homes in Jan Juc were owner-occupied compared with 74.2% in 2016.

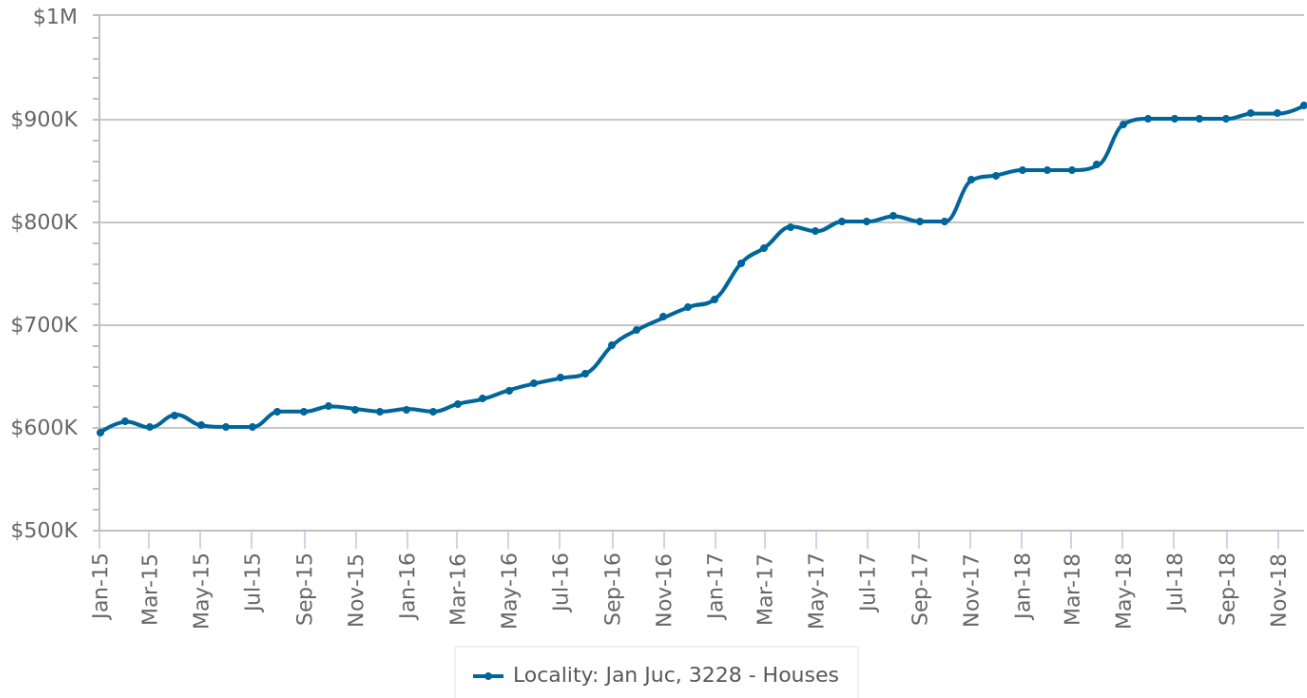
Currently the median sales price of houses in the area is \$912,500.

### Median Sales Price

	Year 2015	Year 2016	Year 2017	Year 2018	Year 2019
Period	Median Price	Median Price	Median Price	Median Price	Median Price
January	\$595,000	\$617,500	\$725,000	\$850,000	n/a
February	\$605,100	\$615,000	\$760,000	\$850,000	n/a
March	\$599,500	\$622,500	\$775,000	\$850,000	n/a
April	\$612,000	\$627,500	\$795,000	\$855,000	n/a
May	\$601,500	\$636,000	\$790,500	\$895,000	n/a
June	\$600,000	\$642,500	\$800,000	\$900,000	n/a
July	\$600,000	\$647,500	\$800,000	\$900,000	n/a
August	\$615,000	\$652,500	\$805,000	\$900,000	n/a
September	\$615,000	\$680,000	\$800,000	\$900,000	n/a
October	\$620,000	\$695,000	\$800,000	\$905,000	n/a
November	\$617,500	\$706,500	\$840,000	\$905,000	n/a
December	\$615,000	\$717,000	\$845,000	\$912,500	n/a

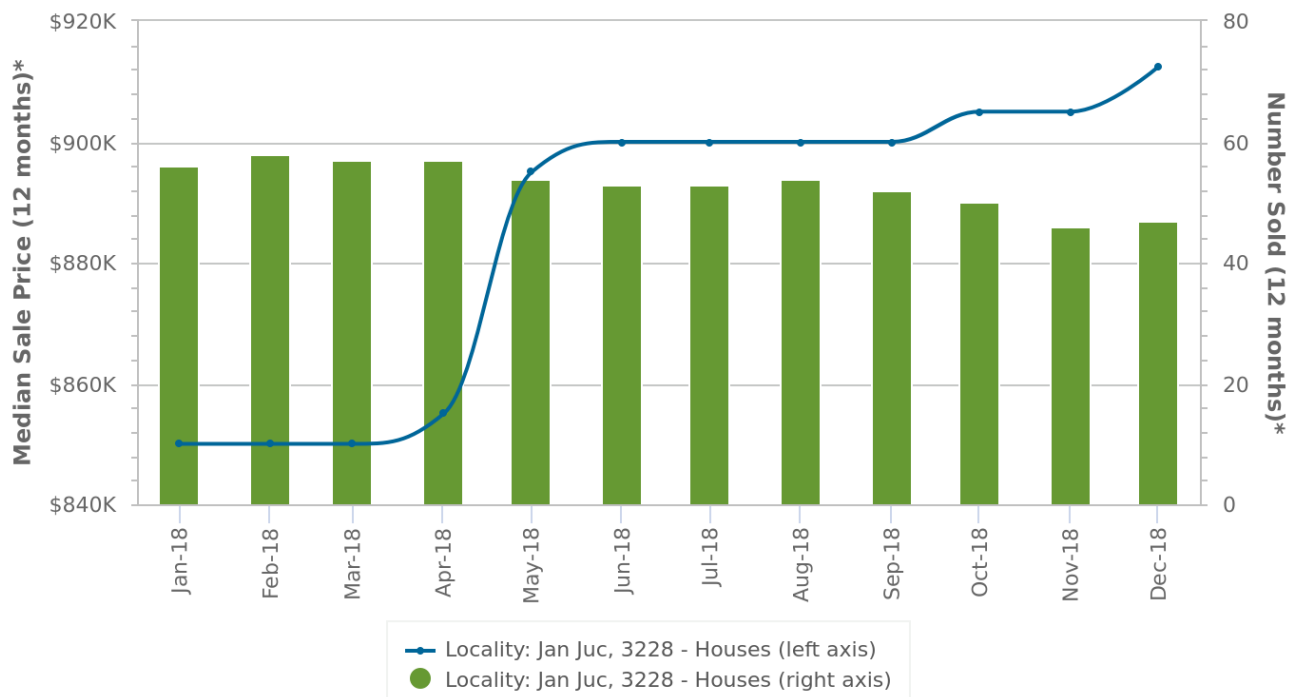
Statistics are calculated over a rolling 12 month period

## Median Sales Price




Statistics are calculated over a rolling 12 month period

## Median Sales Price vs Number Sold



\*Statistics are calculated over a rolling 12 month period



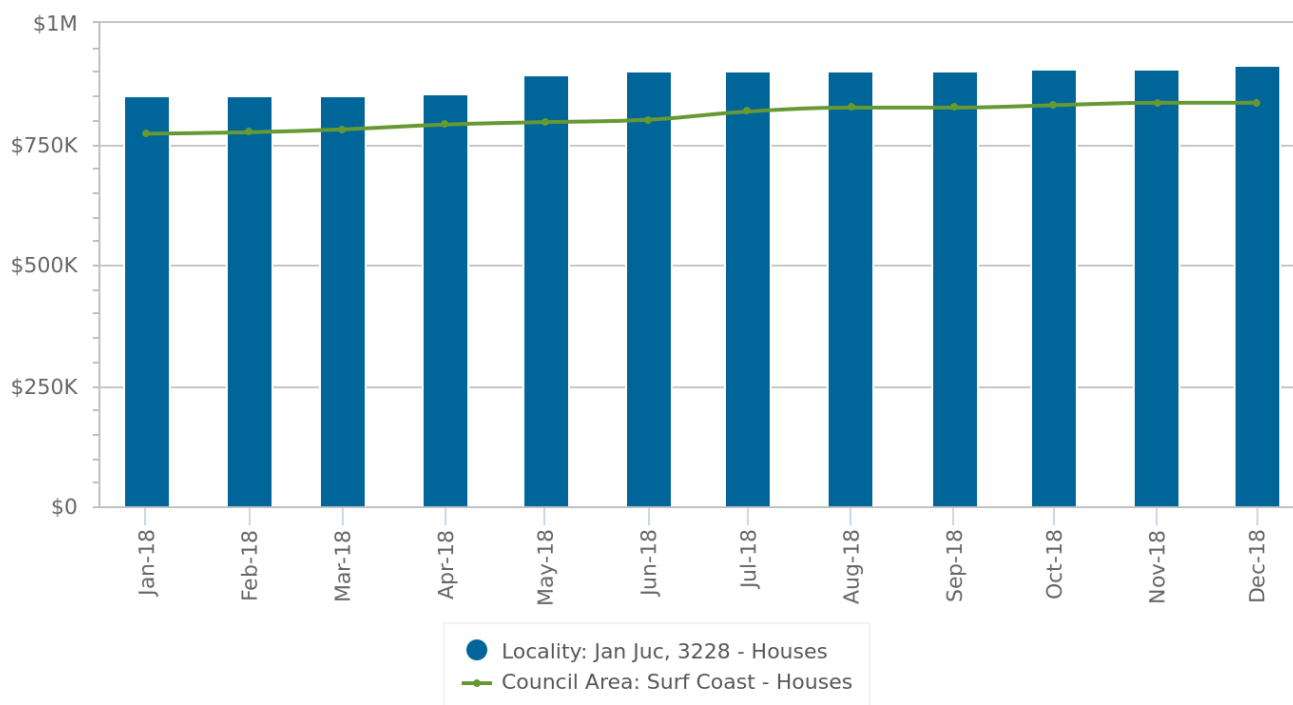
## Recent Median Sale Prices

### Recent Median Sale Prices (House)

Period	Jan Juc Median Price	Surf Coast Median Price
December 2018	\$912,500	\$835,000
November 2018	\$905,000	\$835,000
October 2018	\$905,000	\$830,000
September 2018	\$900,000	\$825,000
August 2018	\$900,000	\$825,000
July 2018	\$900,000	\$817,000
June 2018	\$900,000	\$800,000
May 2018	\$895,000	\$795,000
April 2018	\$855,000	\$790,000
March 2018	\$850,000	\$780,000
February 2018	\$850,000	\$774,000
January 2018	\$850,000	\$771,000

Statistics are calculated over a rolling 12 month period

### Recent Median Sale Prices (House)



Statistics are calculated over a rolling 12 month period



Cyan Property  
Suite 4 - 16 Gilbert Street, TORQUAY  
VIC 3228 AUS  
Ph: +61 (3) 5261 4122  
Email: michael@cyanprojects.com.au

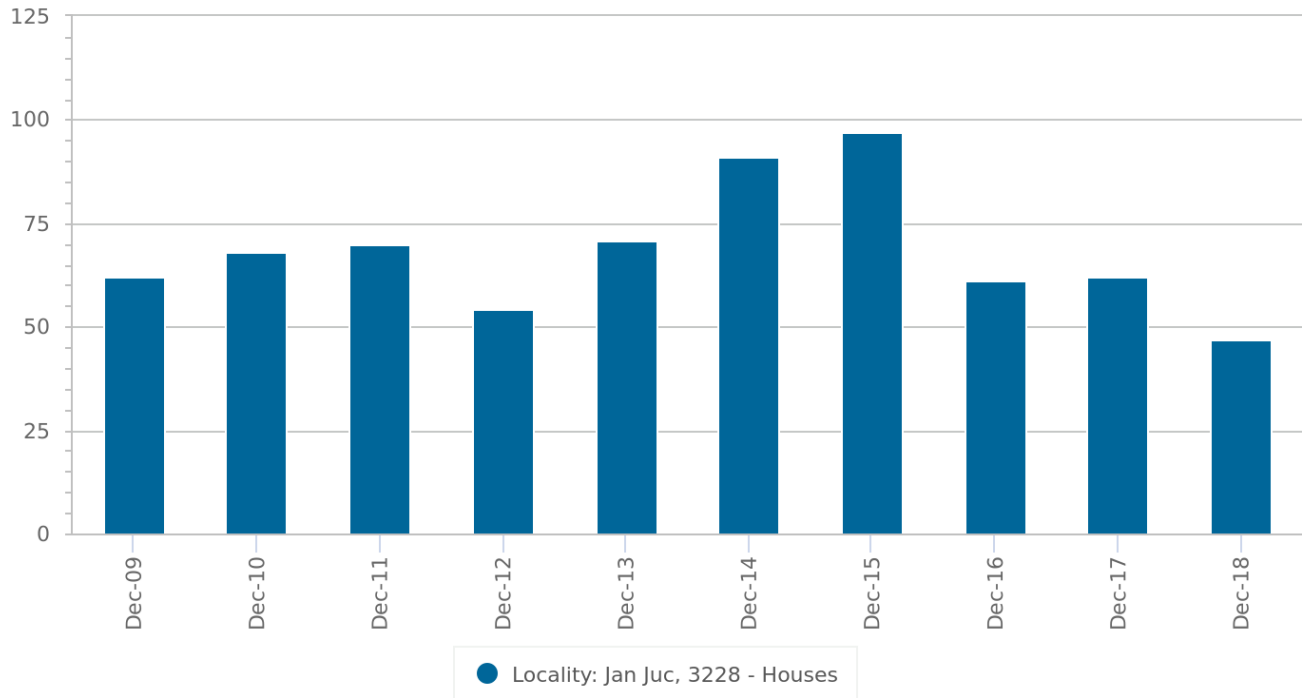
## Sales Per Annum

### Sales Per Annum (House)


Period Ending	Jan Juc Number
Dec 2018	47
Dec 2017	62
Dec 2016	61
Dec 2015	97
Dec 2014	91
Dec 2013	71
Dec 2012	54
Dec 2011	70
Dec 2010	68
Dec 2009	62

Statistics are calculated over a rolling 12 month period

### Sales Per Annum (House)



Statistics are calculated over a rolling 12 month period



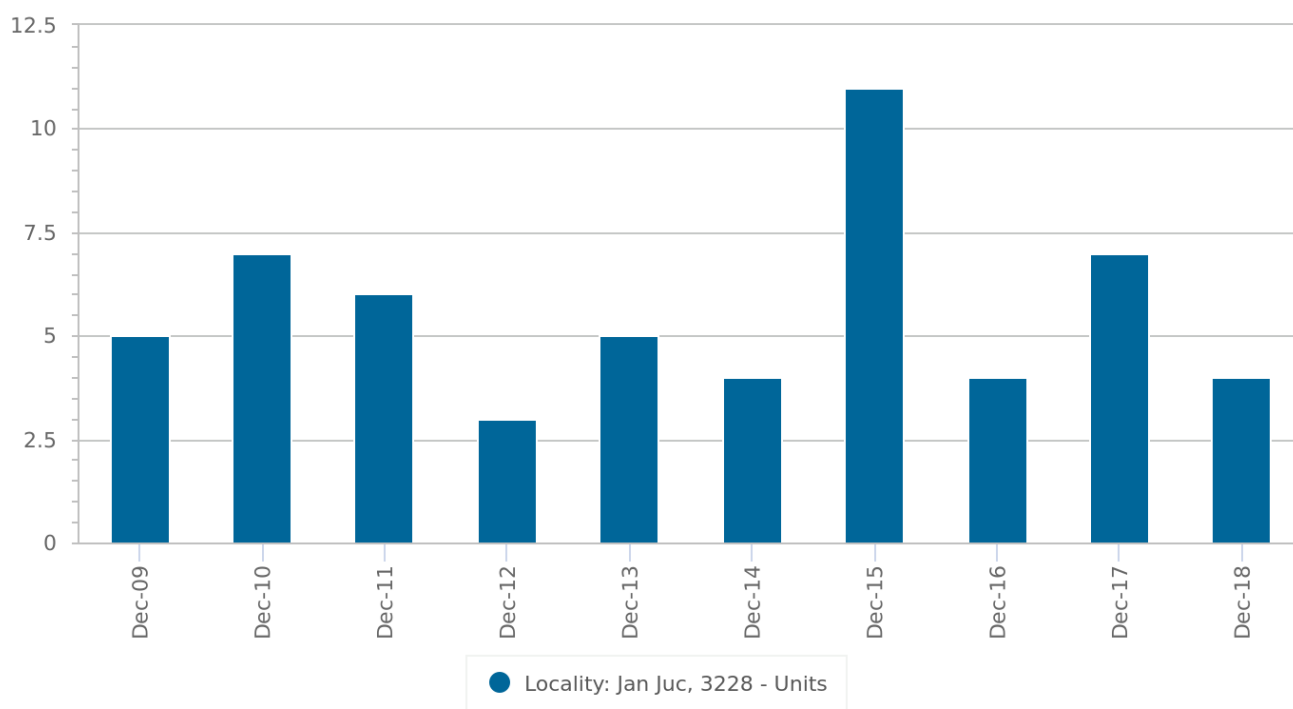
Cyan Property  
Suite 4 - 16 Gilbert Street, TORQUAY  
VIC 3228 AUS  
Ph: +61 (3) 5261 4122  
Email: michael@cyanprojects.com.au

## Sales Per Annum (Unit)


Period Ending	Jan Juc Number
Dec 2018	4
Dec 2017	7
Dec 2016	4
Dec 2015	11
Dec 2014	4
Dec 2013	5
Dec 2012	3
Dec 2011	6
Dec 2010	7
Dec 2009	5

Statistics are calculated over a rolling 12 month period

## Sales Per Annum (Unit)



Statistics are calculated over a rolling 12 month period



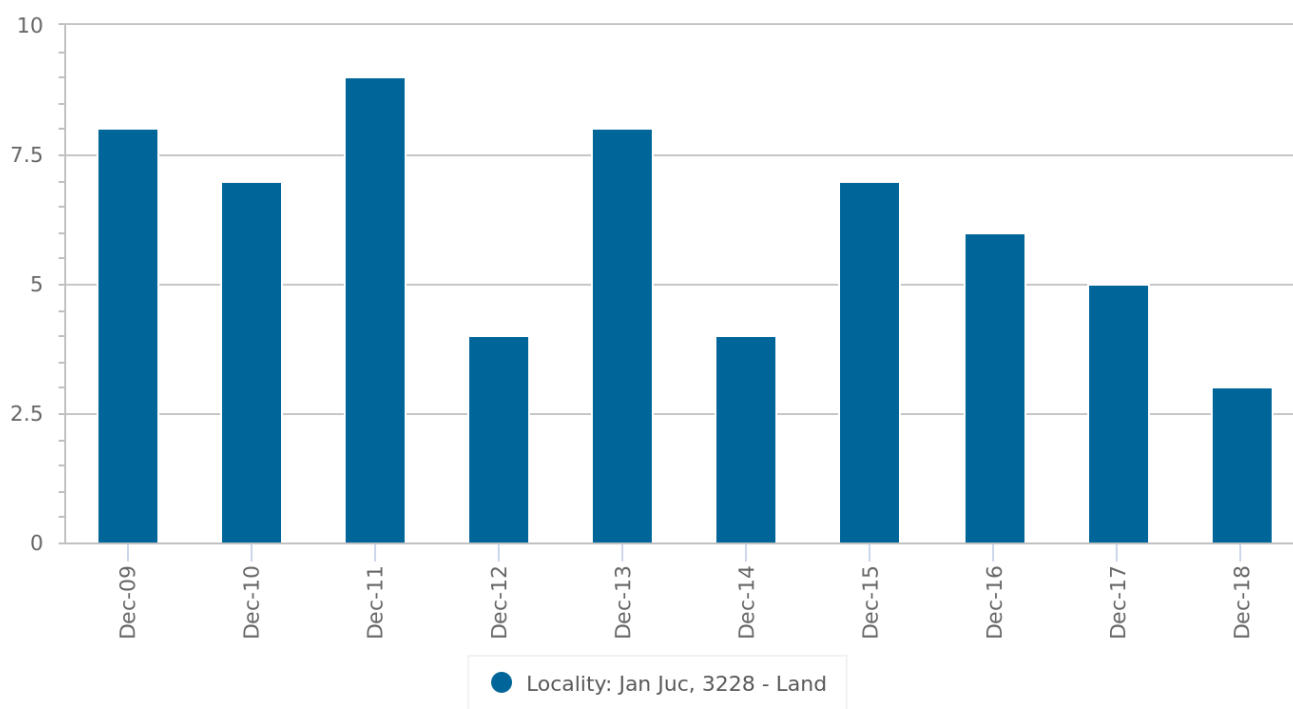
Cyan Property  
Suite 4 - 16 Gilbert Street, TORQUAY  
VIC 3228 AUS  
Ph: +61 (3) 5261 4122  
Email: michael@cyanprojects.com.au

## Sales Per Annum (Land)

Period Ending	Jan Juc Number
Dec 2018	3
Dec 2017	5
Dec 2016	6
Dec 2015	7
Dec 2014	4
Dec 2013	8
Dec 2012	4
Dec 2011	9
Dec 2010	7
Dec 2009	8

Statistics are calculated over a rolling 12 month period

## Sales Per Annum (Land)



Statistics are calculated over a rolling 12 month period



Cyan Property  
Suite 4 - 16 Gilbert Street, TORQUAY  
VIC 3228 AUS  
Ph: +61 (3) 5261 4122  
Email: michael@cyanprojects.com.au

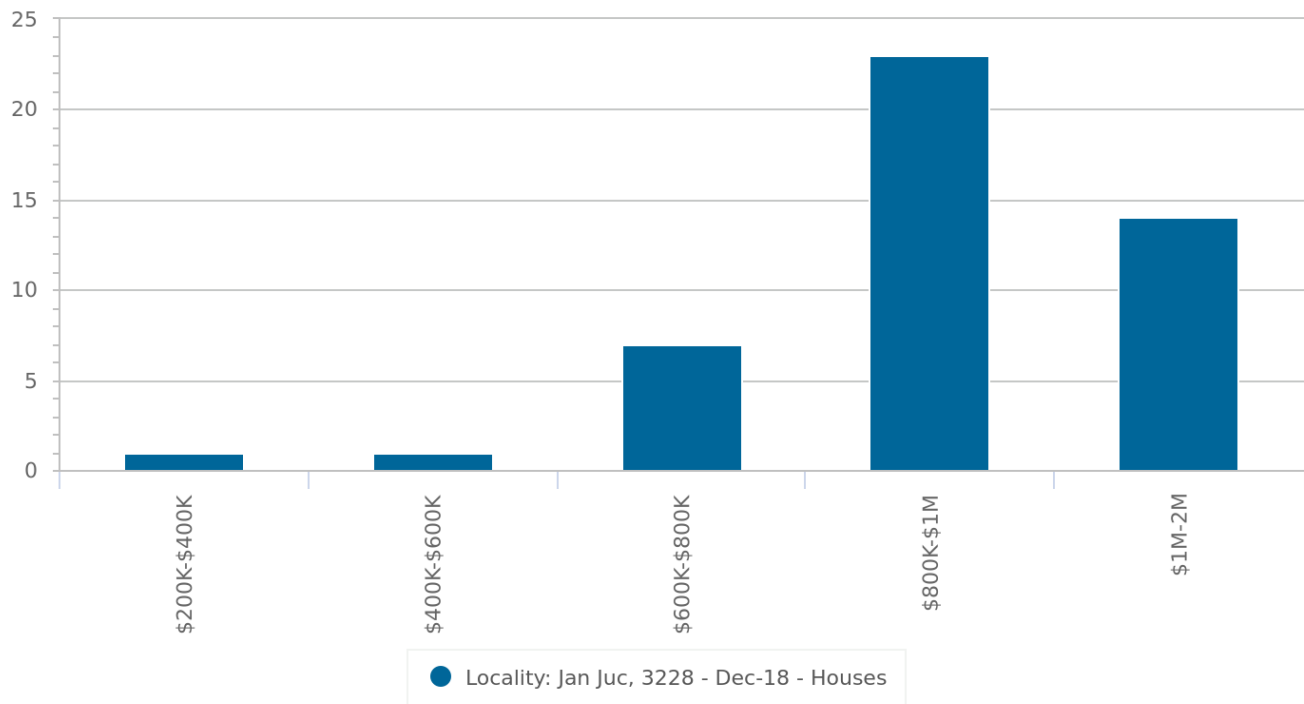
## Sales By Price

### Sales By Price - 12 months (House)

Price	Jan Juc
	Number
\$200K-\$400K	1
\$400K-\$600K	1
\$600K-\$800K	7
\$800K-\$1M	23
\$1M-\$2M	14

Statistics are calculated over a rolling 12 month period

### Sales By Price - 12 months (House)



Statistics are calculated over a rolling 12 month period





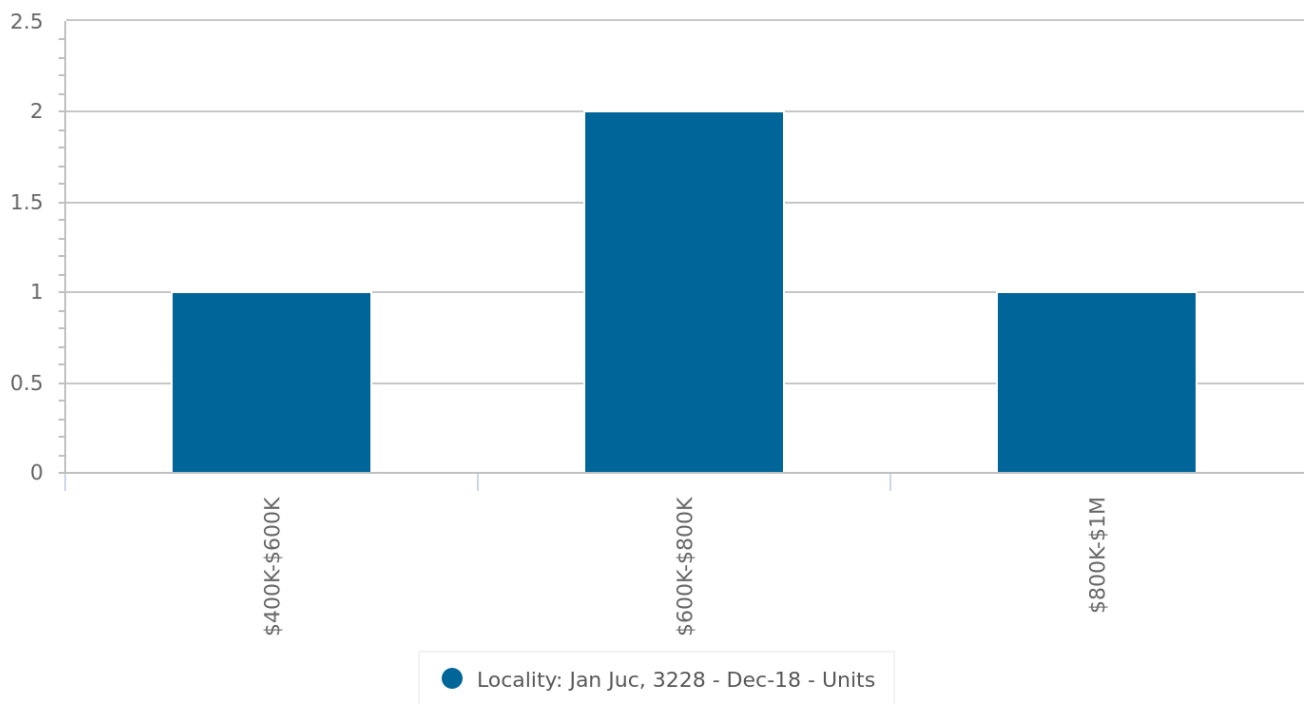
Cyan Property  
Suite 4 - 16 Gilbert Street, TORQUAY  
VIC 3228 AUS  
Ph: +61 (3) 5261 4122  
Email: michael@cyanprojects.com.au

### Sales By Price - 12 months (Unit)

Price	Jan Juc Number
\$400K-\$600K	1
\$600K-\$800K	2
\$800K-\$1M	1

Statistics are calculated over a rolling 12 month period

### Sales By Price - 12 months (Unit)



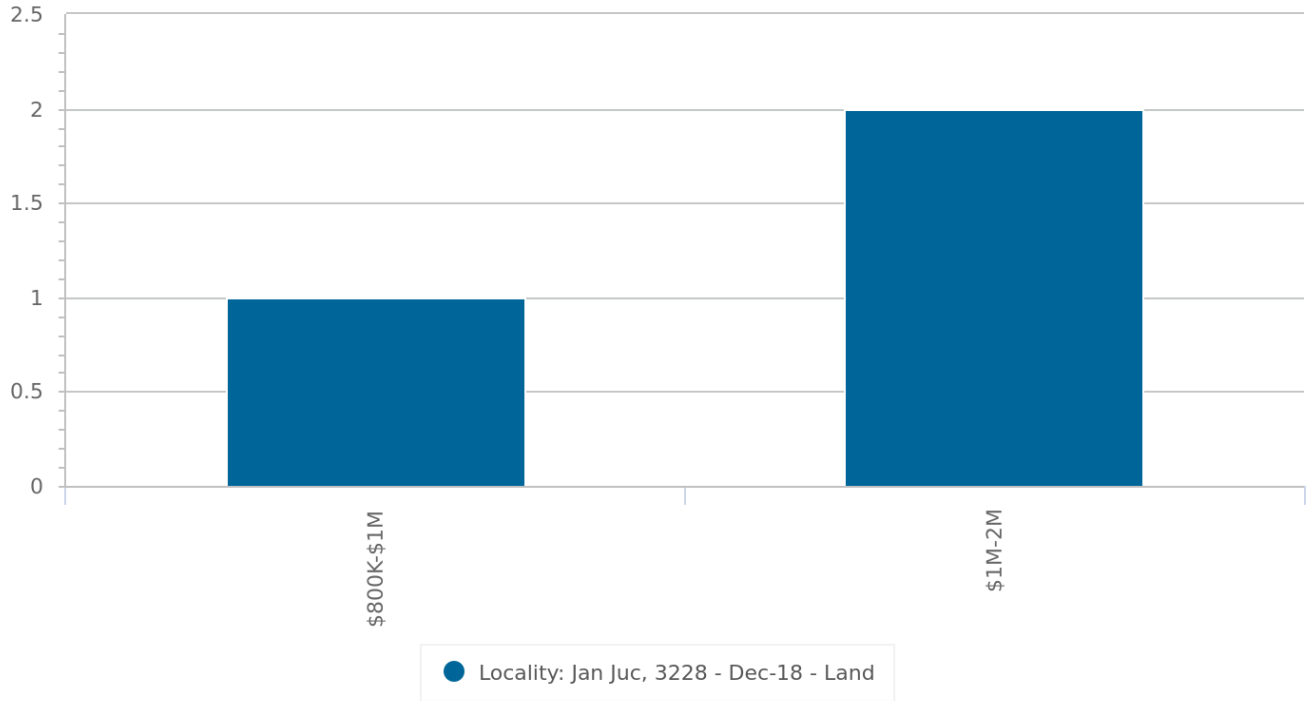
Statistics are calculated over a rolling 12 month period

### Sales By Price - 12 months (Land)

Price	Jan Juc Number
\$800K-\$1M	1
\$1M-\$2M	2

Statistics are calculated over a rolling 12 month period

### Sales By Price - 12 months (Land)



Statistics are calculated over a rolling 12 month period

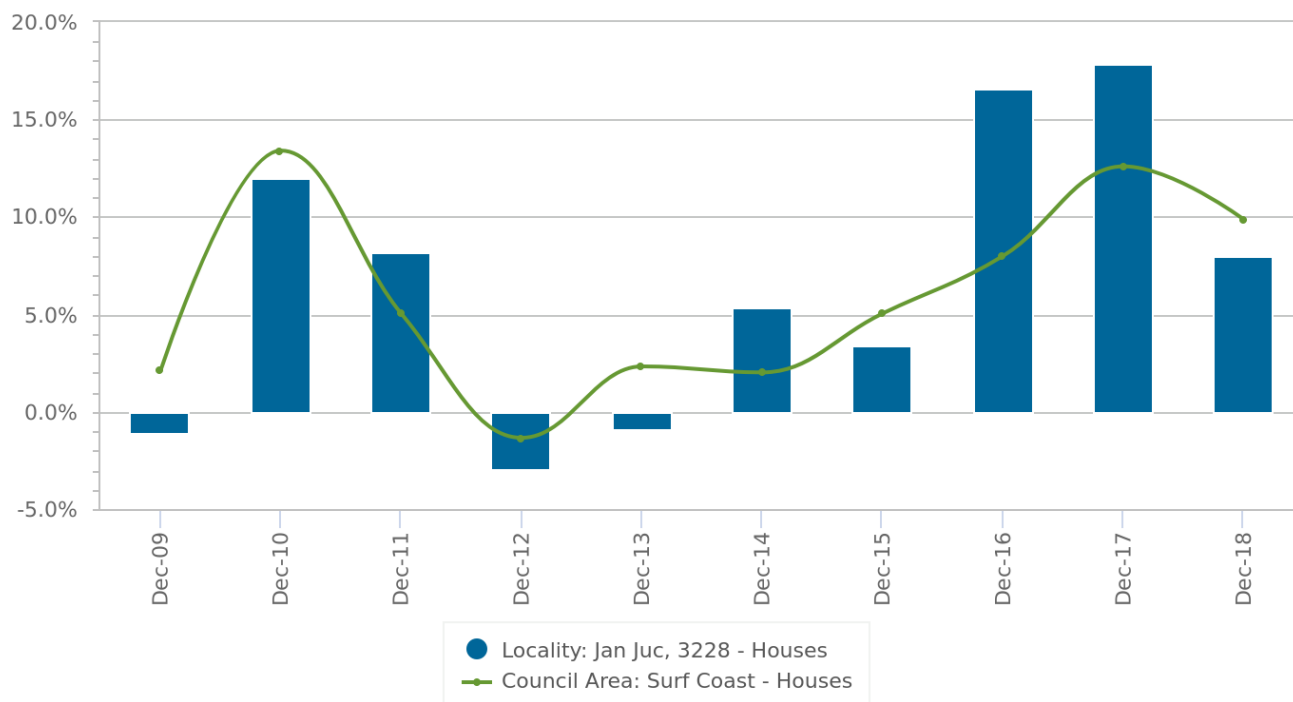
## Change in Median Price

### Change in Median Price (House)

Period	Jan Juc % Change	Surf Coast % Change
Dec 2018	7.99%	9.87%
Dec 2017	17.85%	12.59%
Dec 2016	16.59%	8%
Dec 2015	3.36%	5.04%
Dec 2014	5.31%	2.01%
Dec 2013	-0.88%	2.32%
Dec 2012	-2.98%	-1.34%
Dec 2011	8.2%	5.05%
Dec 2010	11.96%	13.4%
Dec 2009	-1.07%	2.11%

Statistics are calculated over a rolling 12 month period

### Change in Median Price (House)



Statistics are calculated over a rolling 12 month period



Cyan Property  
Suite 4 - 16 Gilbert Street, TORQUAY  
VIC 3228 AUS  
Ph: +61 (3) 5261 4122  
Email: michael@cyanprojects.com.au

### Change in Median Price (Unit)

Period	Jan Juc	Surf Coast
	% Change	% Change
Dec 2018	0%	13.21%
Dec 2017	0%	3.47%
Dec 2016	0%	5.08%
Dec 2015	0%	-2.99%
Dec 2014	0%	14.53%
Dec 2013	0%	-3.04%
Dec 2012	0%	-8.12%
Dec 2011	0%	4.79%
Dec 2010	0%	5.03%
Dec 2009	0%	-0.28%

Statistics are calculated over a rolling 12 month period

### Change in Median Price (Land)

Period	Jan Juc	Surf Coast
	% Change	% Change
Dec 2018	0%	45.63%
Dec 2017	0%	7.29%
Dec 2016	0%	12.94%
Dec 2015	0%	2%
Dec 2014	0%	-3.29%
Dec 2013	0%	-0.58%
Dec 2012	0%	-15.58%
Dec 2011	0%	24.44%
Dec 2010	0%	15.12%
Dec 2009	0%	0.94%

Statistics are calculated over a rolling 12 month period

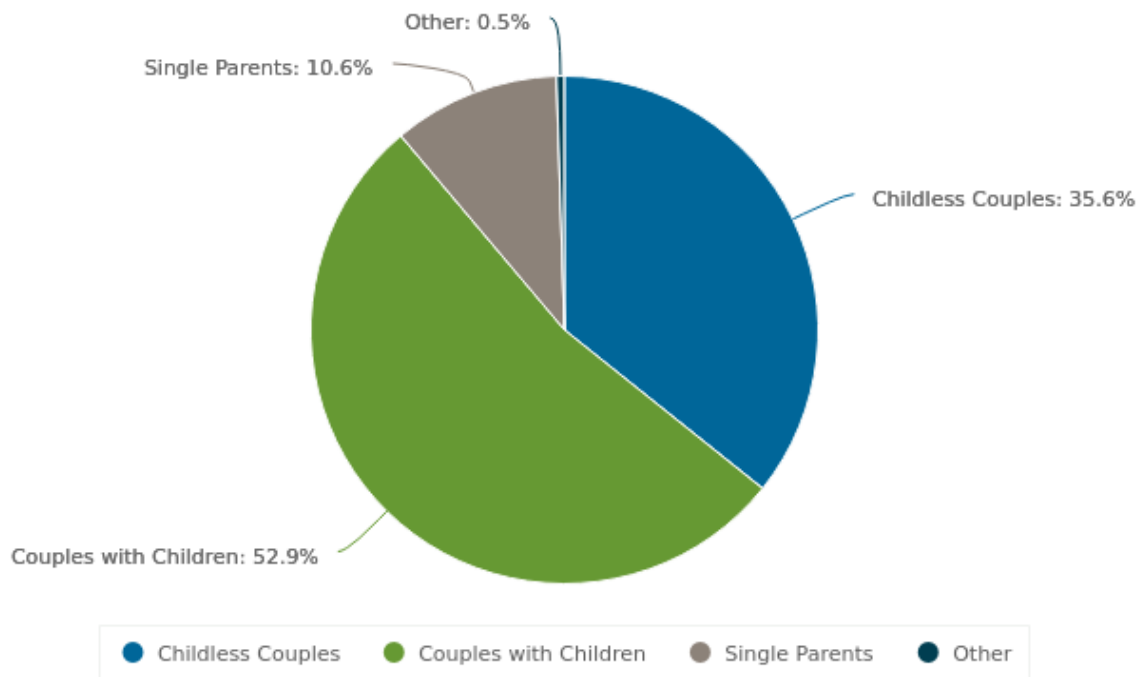
# Household

## Household Structure

Type	Percent
Couples with Children	52.9
Childless Couples	35.6
Single Parents	10.6
Other	0.5

Statistics are provided by the Australian Bureau of Statistics (ABS)

## Household Structure



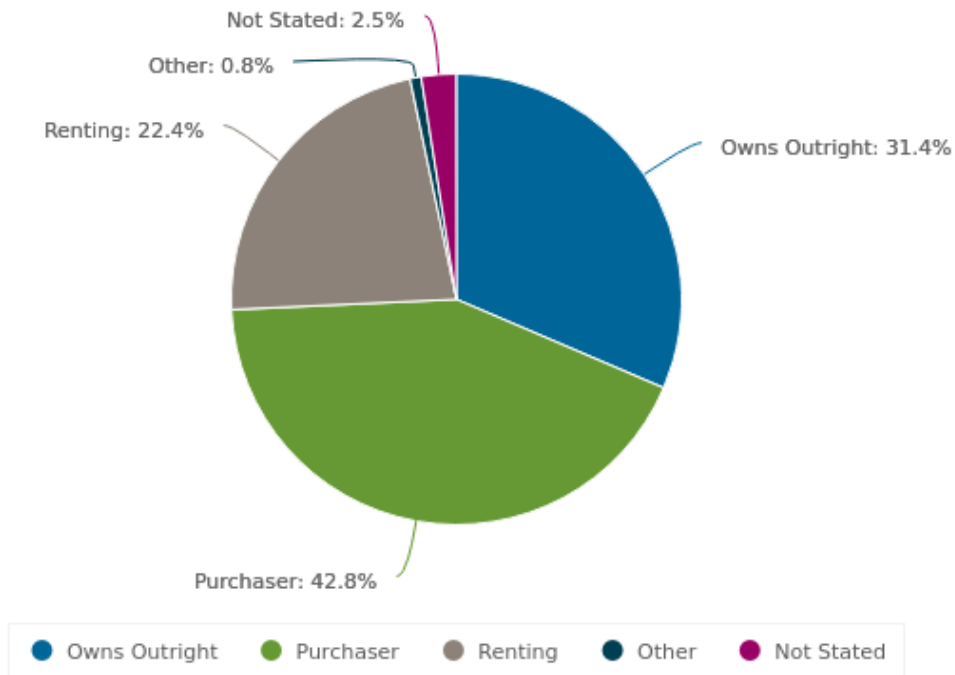
Statistics are provided by the Australian Bureau of Statistics (ABS)

## Household Occupancy

Type	Percent
Purchaser	42.8
Owns Outright	31.4
Renting	22.4
Not Stated	2.5
Other	0.8

Statistics are provided by the Australian Bureau of Statistics (ABS)

## Household Occupancy



Statistics are provided by the Australian Bureau of Statistics (ABS)

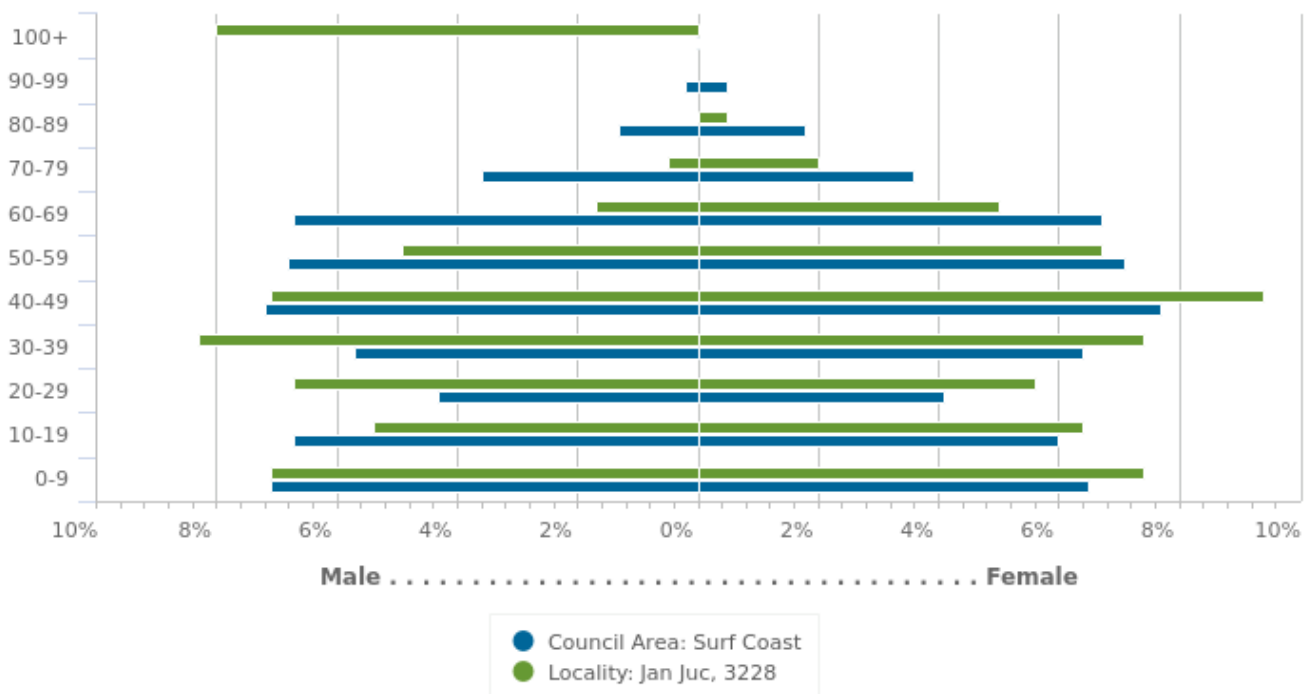
# Age Sex Ratio

## Age Sex Ratio

Age Group	Jan Juc		Surf Coast	
	Male %	Female %	Male %	Female %
0-9	8.0	7.4	7.1	6.5
10-19	7.1	6.4	6.7	6.0
20-29	5.4	5.6	4.3	4.1
30-39	6.7	7.4	5.7	6.4
40-49	8.3	9.4	7.2	7.7
50-59	7.1	6.7	6.8	7.1
60-69	4.9	5.0	6.7	6.7
70-79	1.7	2.0	3.6	3.6
80-89	0.5	0.5	1.3	1.8
90-99	n/a	n/a	0.2	0.5
100+	n/a	n/a	n/a	0.0

Statistics are provided by the Australian Bureau of Statistics (ABS)

## Age Sex Ratio



Statistics are provided by the Australian Bureau of Statistics (ABS)



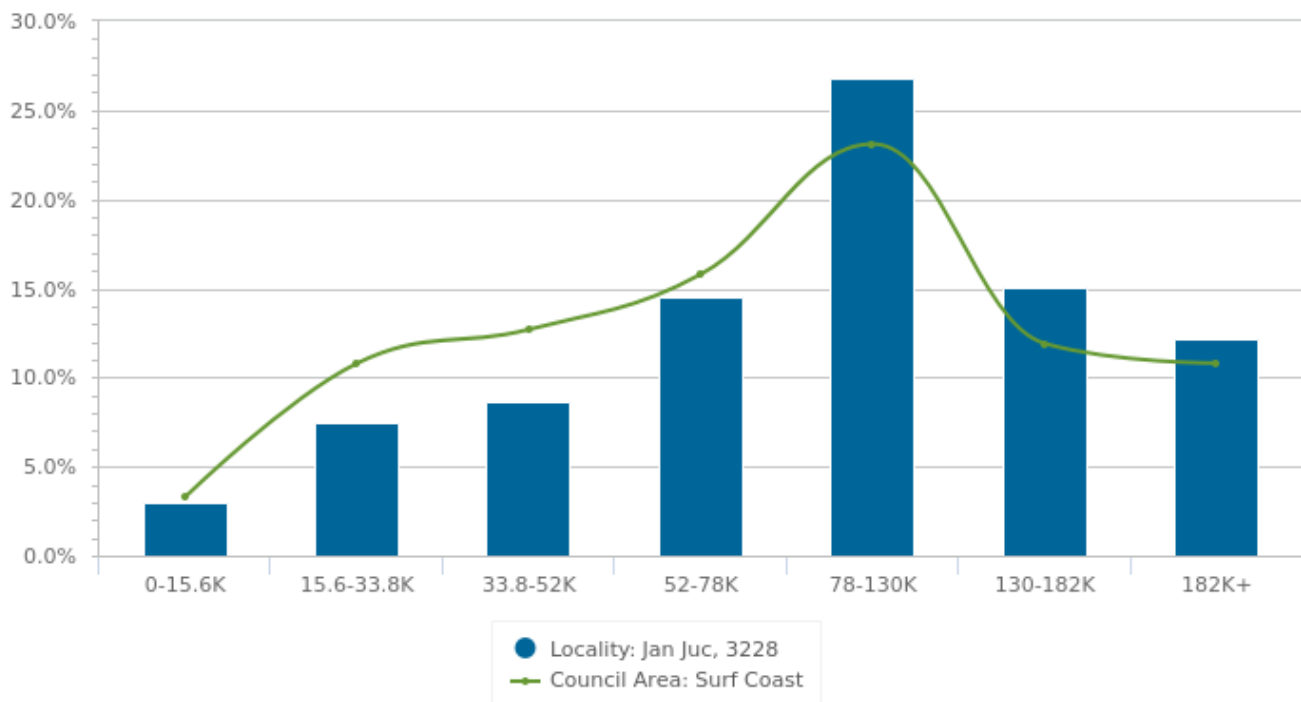
## Household Income

### Household Income

Income Range	Jan Juc %	Surf Coast %
0-15.6K	3.0	3.3
15.6-33.8K	7.5	10.8
33.8-52K	8.7	12.7
52-78K	14.5	15.8
78-130K	26.8	23.1
130-182K	15.1	11.9
182K+	12.2	10.8

Statistics are provided by the Australian Bureau of Statistics (ABS)

### Household Income



Statistics are provided by the Australian Bureau of Statistics (ABS)





Cyan Property  
Suite 4 - 16 Gilbert Street, TORQUAY  
VIC 3228 AUS  
Ph: +61 (3) 5261 4122  
Email: michael@cyanprojects.com.au

---

## Disclaimer

Whilst all reasonable effort is made to ensure the information in this publication is current, CoreLogic does not warrant the accuracy or completeness of the data and information contained in this publication and to the full extent not prohibited by law excludes all for any loss or damage arising in connection with the data and information contained in this publication.

The State of Victoria owns the copyright in the Property Sales Data and reproduction of that data in any way without the consent of the State of Victoria will constitute a breach of the Copyright Act 1968 (Cth). The State of Victoria does not warrant the accuracy or completeness of the Property Sales Data and any person using or relying upon such information does so on the basis that the State of Victoria accepts no responsibility or liability whatsoever for any errors, faults, defects or omissions in the information supplied.